

# Keeping Teens Engaged in the Church

*March 1, 2021*








# Generations



# Generations




1945 and earlier  
Also called Traditionalists  
or Silent Generation



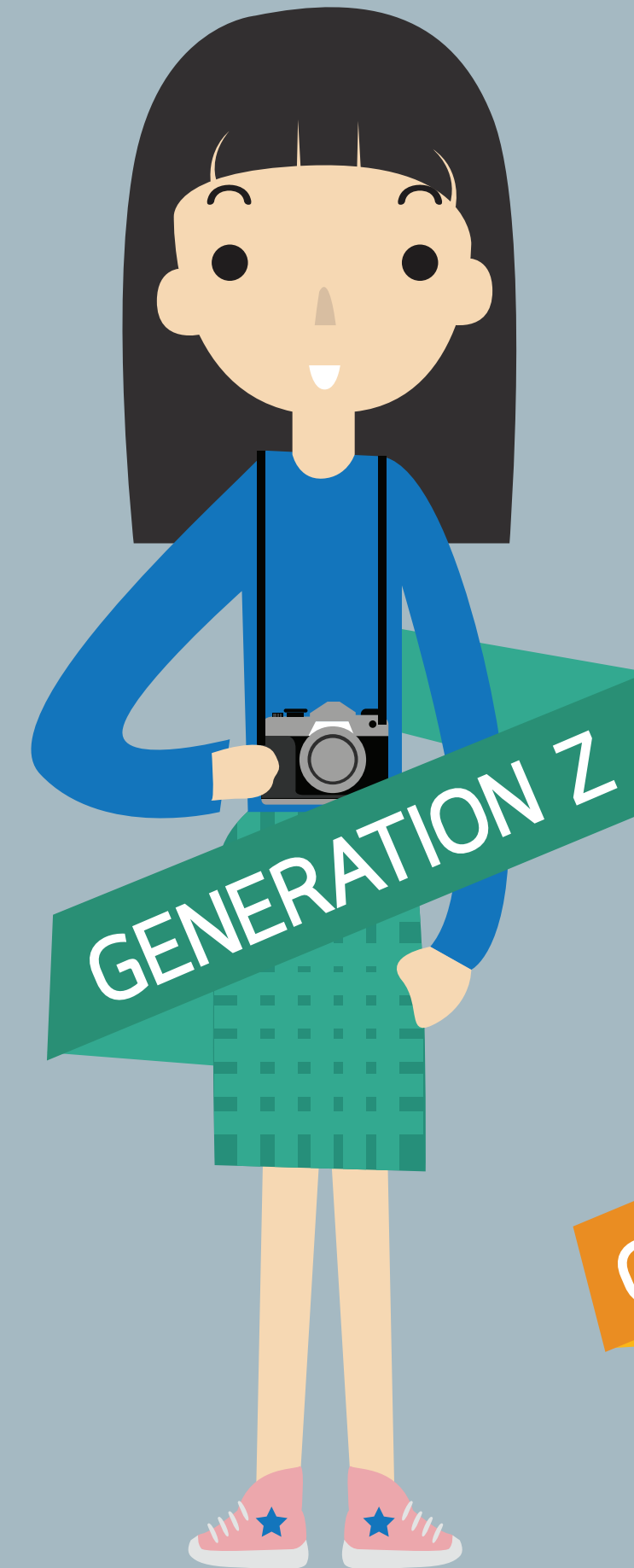
1946 to 1964




1965 to 1976



1977 to 1995  
Also called Millennials



1996 to 2009



2010 to 2024?  
Named by social researcher  
Mark McCrindle in 2005  
Also called iGen, or Centennials

## GENERATION

# X



1965 – 1980

Work life Balance  
Text Message  
Loyal  
Personal Computer

## GENERATION

# Y



1981 – 1995

Freedom & Flexibility  
Online & Mobile  
Digital Entrepreneur  
Tablet & Smartphone

## GENERATION

# Z



1996 – 2012

Security & Stability  
Facetime  
Multitaskers  
Nano Computing





# A closer look at the GENERATION Z








**The Family**

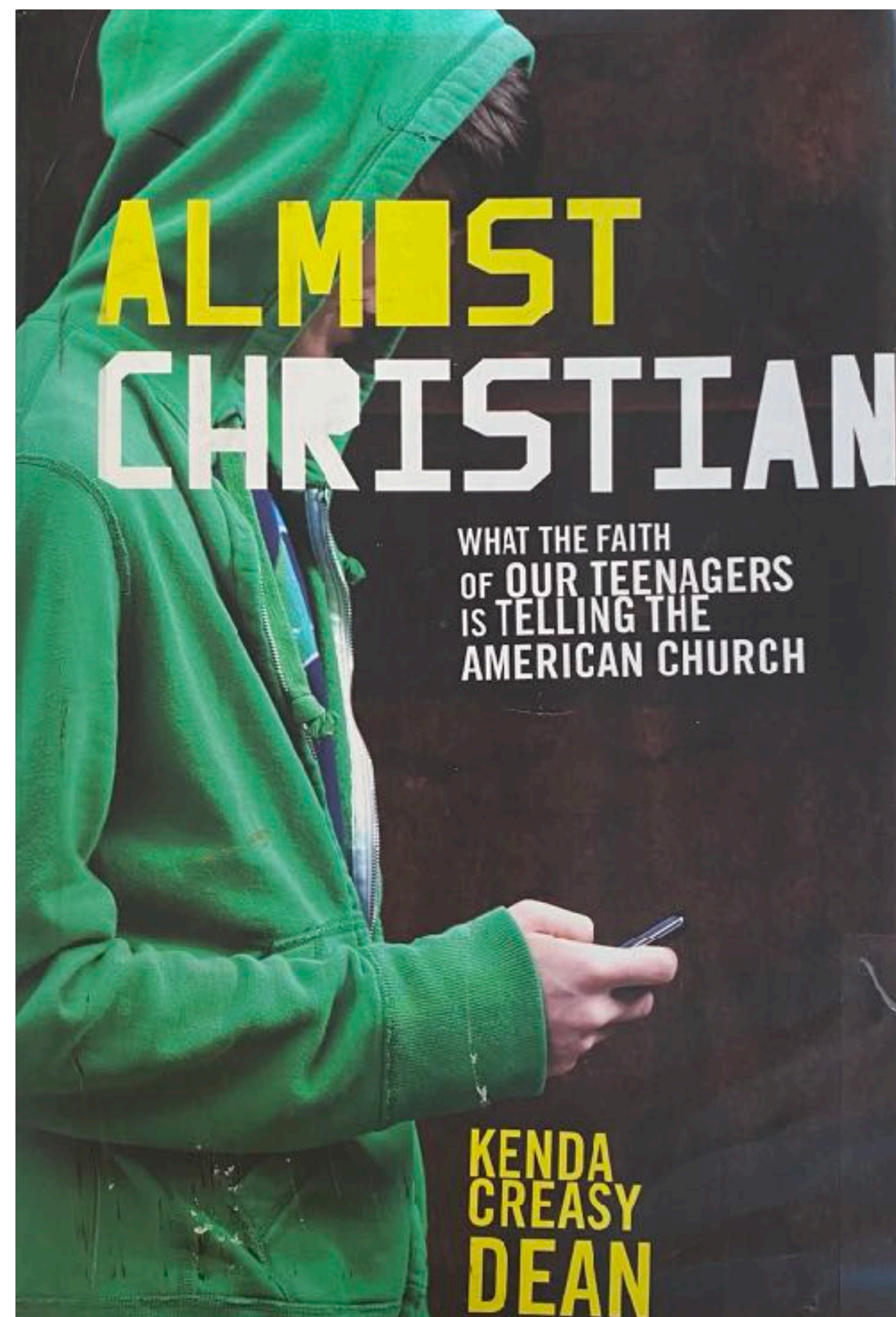




***"Home Religion Precedes That in the Church—In the home the foundation is laid for the prosperity of the church. The influences that rule in the home life are carried into the church life; therefore church duties should first begin in the home."***

*Ellen G. White. The Adventist Home, {318.5}*





*“Luther was convince that Christian formation began with youth ministry, and he was convinced that youth ministry started at home. Even before his break with Rome, Luther wrote: ‘If ever the church is to flourish again, one must begin by instructing the young’... Luther’s Small Catechism, widely regarded as an educational masterpiece, was noteworthy for another reason as well. It located teaching out loud in households, not congregations, which had the effect of locating Christian formation in the intimacy of families, where children drew direct connections between religious instruction at the dinner table and the lives of people who loved them.”*

*Kenda Creasy Dean. Almost Christian, {111.1/2}*



# Rethinking | Deuteronomy 6:4-9

Passage recited frequently in Judaism. It is referred as the Shema, and it is a basic credo and cornerstone for the Jewish faith.

## Fight for the Heart

*Love the Lord your God with all your heart and with all your soul and with all your strength.*

The only thing that separates a living faith from a ritualistic orthodoxy is one word, one idea, one compelling force: Love

## Create a Rhythm

*Impress them on your children. Talk about them when you sit at home and when you walk along the road, when you lie down and when you get up. Tie them as symbols on your hands and bind them on your foreheads. Write them on the doorframes of your houses and on your gates.*

Families should have to be more conscious about creating a rhythm that transferred an everyday faith, more deliberate about establishing visual reminders of God's power and presence, more innovative about how and when they told God's story.



## Imagine the End

*The Lord our God, the Lord is one.*  
It really doesn't matter what our kids know if they don't know what really matters.

## Make it Personal

*These words which I command you today shall be in your heart*  
Kids need to see their parents struggle with answers, face their weaknesses, deal with real problems, admit when they are wrong, fight for their marriage, resolve personal conflict.

## Widen the Circle

*Hear, O Israel!*  
When Moses was delivering the message, he was making this a national issue, a tribal issue, a family issue... parents should become intentional about finding spiritual leaders and mentors for their kids.



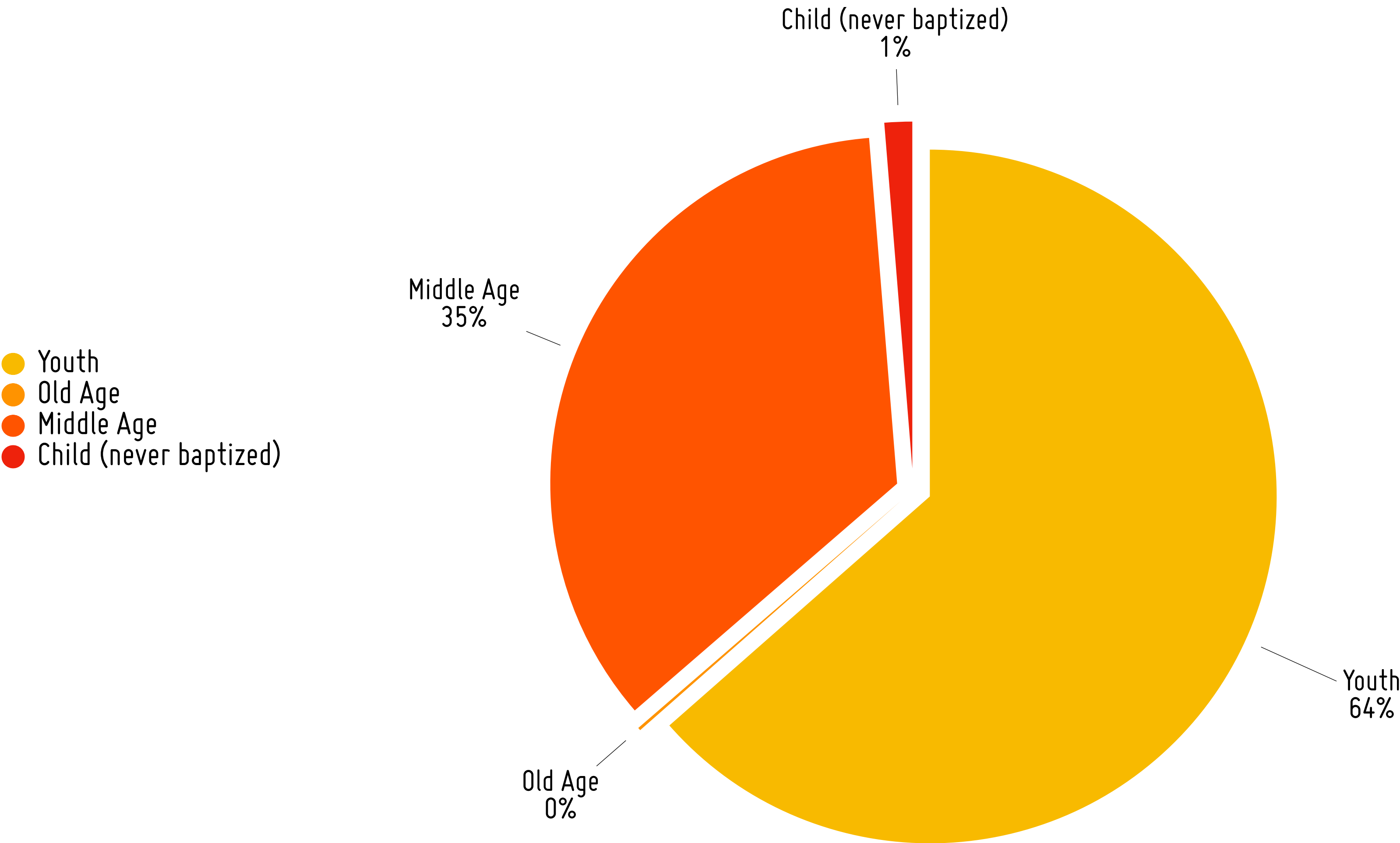
# Statistics



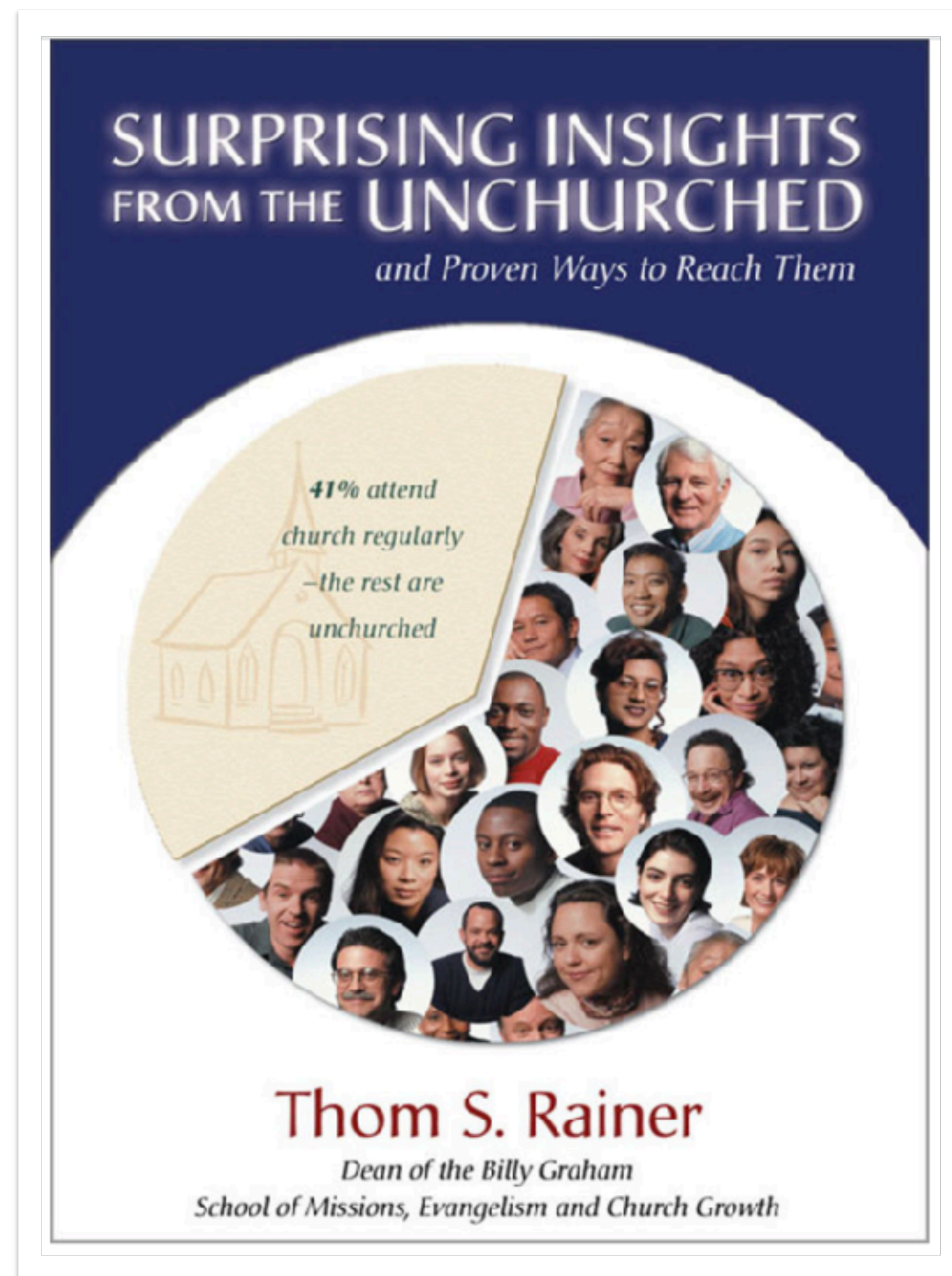


# Which age group is more likely to leave the church?

Ambassador Ministry







***"Studies by our research team  
indicate that 81 percent of those who  
accept Christ do so before the age of  
twenty."***

*Rainer, Thom S. Surprising Insights from the Unchurched  
and Proven Ways to Reach Them, p. 170.*



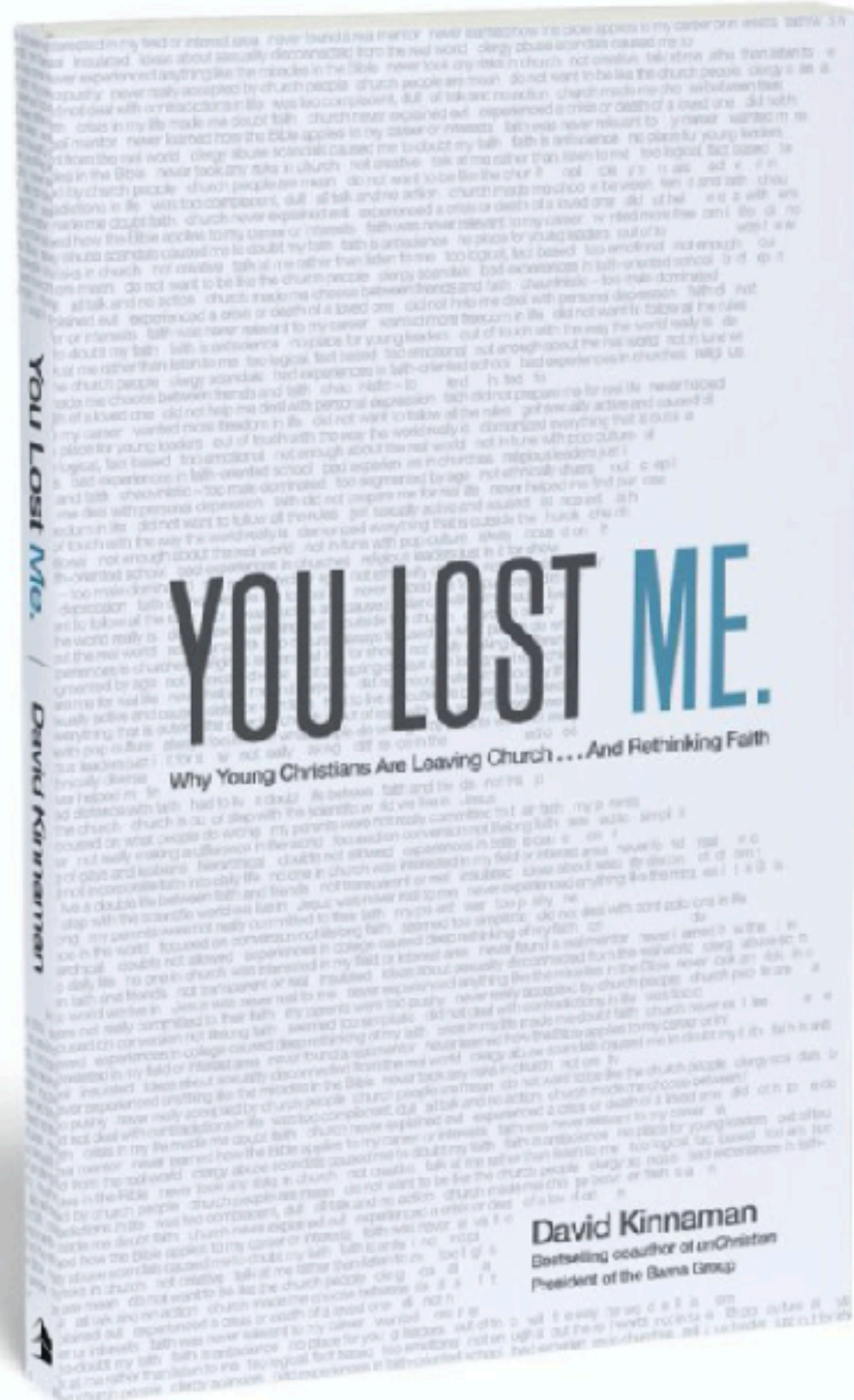
The Barna logo consists of the word "Barna" in a white, sans-serif font, centered within a solid red square. The square is set against a white background with a thin white border.

# Barna

*Among people who accepted Christ when they were age 13 through 21, the process was much more diverse. One out of five credited a friend with bringing them to Christ, and a similar proportion said their parents were responsible for their decision. One-fifth also recalled an event as the trigger for their commitment. One-sixth of the people saved as teens (16%) listed a relative other than their parent as the primary influencer. Ministers were cited by one out of every ten Christians who accepted Christ during the 13-to-21-age bracket, while media and special personal situations were listed by only 1%.*

<https://www.barna.com/research/evangelism-is-most-effective-among-kids/>



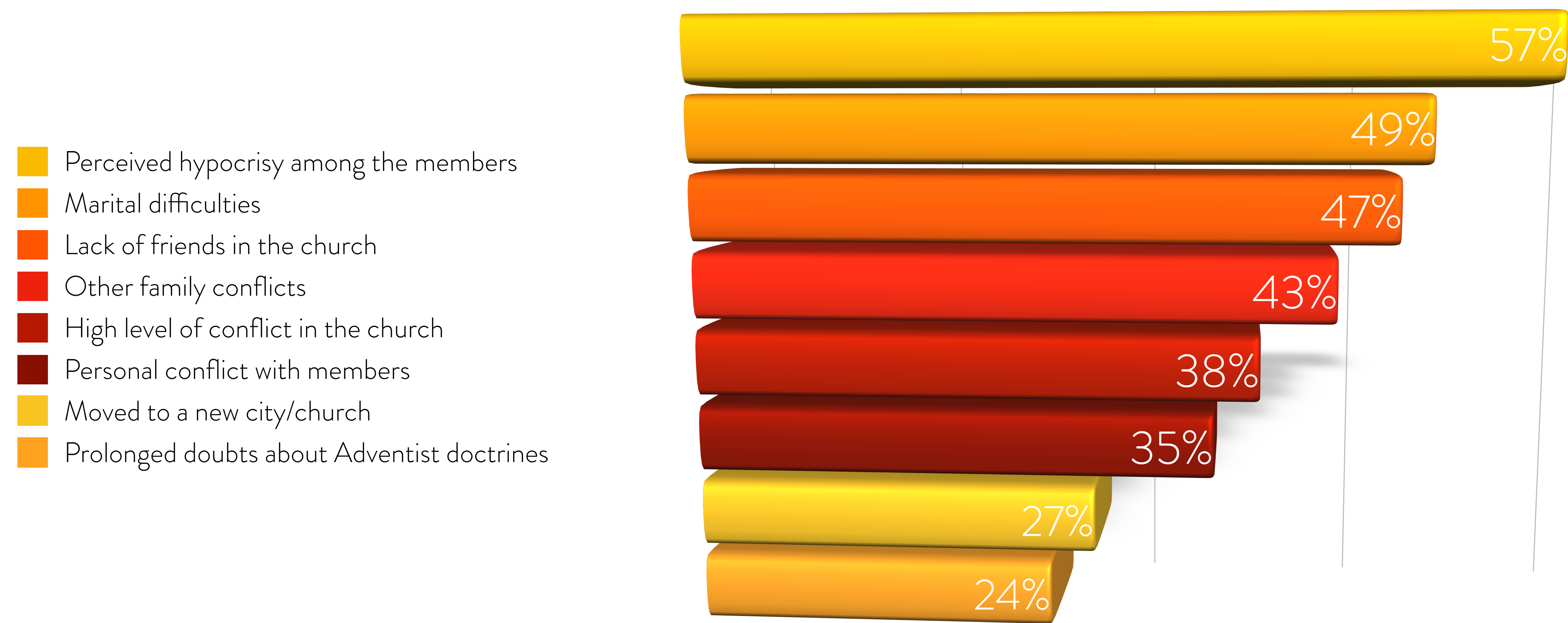


“The ages eighteen to twenty-nine are the black hole of church attendance; this age ‘segment is missing in action’ from most congregations.”

You Lost Me, p. 22



# 8 Most Important Triggers why they Stop Attending Church





# What Happened When They Stopped Attending Church

40%	➡	<i>No one contacted me</i>
19%	➡	<i>A church member came to visit me</i>
17%	➡	<i>A local elder came to visit me</i>
15%	➡	<i>A local church member contacted me by phone</i>
10%	➡	<i>An Adventist relative made contact</i>
09%	➡	<i>The pastor came to visit me</i>
06%	➡	<i>The pastor contacted me by phone or Email</i>
03%	➡	<i>An Adventist, not a local member contacted me</i>
02%	➡	<i>I received a letter in the mail</i>
0.3%	➡	<i>Printed material was mailed to me</i>



# Studies conducted in our church

Valuegenesis Europe showed that the **church climate** (both church warmth that provides friendly and supportive atmosphere and thinking climate that challenges young people's thinking) plays a very significant role in young people's retention and their spiritual growth. This research also found that young people would remain in the church for the next 20 years **8 times more likely if preaching is relevant**; **5 times more likely if spiritual needs are met in the church**; **2.6 times more likely if they are in a supportive and helpful congregation where they use their spiritual gifts and are involved in the church ministry**. They also stressed the role of pastor and family.

Global retention survey showed that perceived hypocrisy, marital (and other) conflicts, and a lack of friends in the church triggered young people's decision to leave. Respondents also shared that from their point of view people leave because of **lack of discipleship and involvement**, **lack of support**, and **lack of friends**, etc.



# Studies conducted in our church

The 21<sup>st</sup> Century Connection Study revealed that main reason why they don't attend church regularly is because **they have not found the church that fits them (53%)**. In response to the question “**What attracts them in the church?**”, the following answers were received: **relevance of the sermon (85%)**; **people of their age (66%)**; **pastor's personality (64%)**; they also named music as an area where they connect with the church (49%); **church members (45%)**, **sermons and activities after worship (42% each)**. This study also showed that only 47% had their membership in the church they currently attended and that due to their transitional life style some lost connections with the church. It is also showed that **there is a correlation between regular devotional life and acceptance of SDA doctrines and Adventist lifestyle**.

Other studies also show that many young people lose connection with the church when they go to universities. Based on statistics in ASR, 2018. In 2016, the smallest group of members in Adventist clubs for children/youth was Ambassadors (16-21 years of age): High school/college students. This tells something about retention of this particular age, which overlaps with the stage of searching faith and transition to a college/new location.



**1** First, *Gen Z needs reasons for faith*: to know why they believe what they believe (see 1 Pet. 3:15). *Apologetics is not optional*. They also need to be inoculated against false ideas while they are younger and in an environment where we can help them discover reasonable responses to objections to their faith. This requires safe space for them to ask questions and explore doubts. In short, teenagers need a grown-up worldview, not coloring-book Jesus. It's so fun to see teenagers' confidence grow and their faith come alive when they discover that Christianity is actually true!

**2** Next, *teenagers need wise relationships*. *Gen Z increasingly feels isolated and alone, but they hunger for real relationships*. There are four strategic relationships we can help them cultivate: *God*, *parents*, *mentors* and *friends* (see Prov. 13:20). I am convinced that relationships are the most powerful shaping influence during the teenage years.

**Barna**

**3** Last, *students need rhythms to help them practice their faith*. We become what we repeatedly do. Gen Z can't build a strong worldview if they never practice it. We must help students ask who they are becoming. Formation of virtue is more than just doing the right thing; it's about becoming the kind of person who loves what is good. Through rhythms and spiritual practices, we can indirectly affect our desires, loves and character (see Heb. 5:14). In addition to the work of God's Spirit and our response to his grace, this process takes time, intentionality, honest conversation and mentors.

**So...**

Jonathan Morrow on Building Lasting Faith in Gen Z  
<https://www.barna.com/gen-z-qa-with-jonathan-morrow/>



# Barna Group

“

One of the biggest gifts you can give to your Gen Z-er in your household is a **safe place for them** to **ask questions and express doubts**, and process what they interact with, because their whole experience is being narrated by the culture, by the media, by Netflix, everything else.

”

Jonathan Morrow





# Introduction to Ambassador Curriculum

Jonatán Tejel

*Inter-European Youth Ministries Director (EUD)*

AS THE FATHER HAS SENT ME, SO I AM SENDING YOU

**AMBASSADORS**

fostering a new generation of spiritual leaders





# The Beginning

## 01 The Vote and the Name

*An action was taken at the 2001 convention charging the General Conference Youth Ministries Department to develop materials for a new level of youth ministry to meet the need of the youth aged 16–21. For the purpose of differentiating this age group, the name Ambassador was chosen.*

## 02 A Ministry with a clear Purpose

*The Ambassador level provides focused ministry for the 16-21 age group; it proposes a structured and organized way for them to become actively involved in their church, both locally and globally. This Ambassador manual introduces the first steps for preparing you to lead this “late adolescent” age group.*

## 03 Personalised

*There is no such thing as a typical teenager. Teens are as varied as the rest of the population. Each teen you meet is an individual with a personality and distinct preferences. Not all teenagers like technology or computers. Not all of them are obsessed with the opposite gender. Not all teens are possessed by rebellious thoughts and inclinations. They do have characteristics in common, but each one is a unique person.*







# Ambassador's age group

## Tips

“Late adolescents” are in the discovery phase of life. They want to differentiate themselves from others and they want to be allowed to question things they don’t understand.

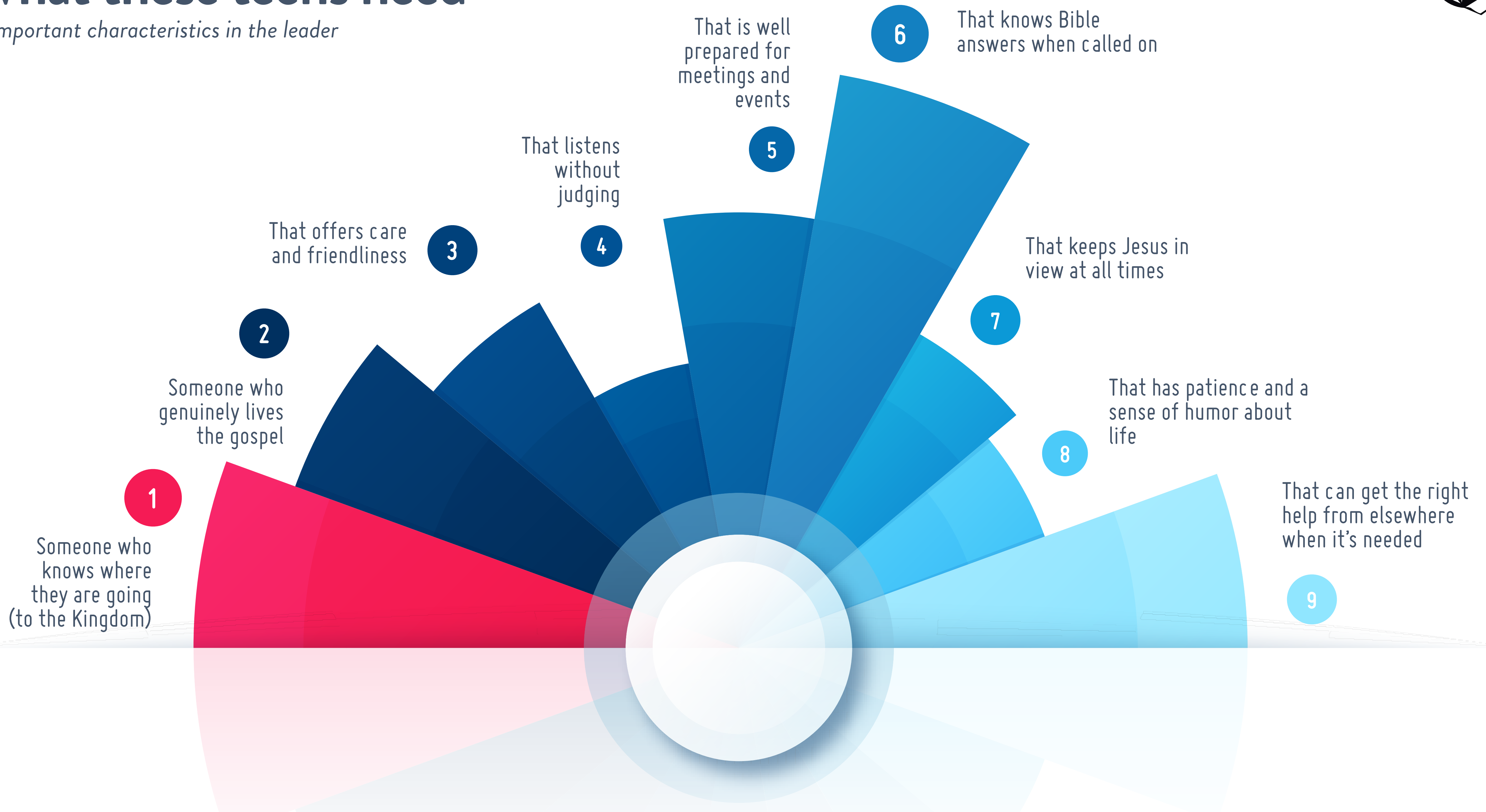
Individuals in this age group want to know authentic, trustworthy people. They want to hear their name spoken. They want to be smiled at even when they don’t feel like smiling back. They especially want to feel that the adults in their lives think they are important and worth something.

The teenager thrives in an atmosphere of freedom to explore and grow within limits defined by caring and knowledgeable adults. This is your calling as a teen ministry leader: to grow healthy, God-knowing teens.



# What these teens need

9 important characteristics in the leader





# The Logo

Three concepts

The cross in the logo points to the fact that Jesus' sacrifice is the center of a relationship with Him. The cross on the earth is symbolic of His sacrifice, giving us hope of a new and better life both here on earth through the concept of servant leadership and through an earth made new at His return.

01



02

The open book is the Word of God, the foundation for our faith, knowledge, and lifestyle. It is open because it's a message for us to internalize as our constant guide and companion. It is also for sharing with all who will freely receive it.

The logo is intended to convey the emphasis of this ministry.

03

The gradient colors on the back represent sunrise. As the sun rises, the life of each "ambassador" increases to grow in the knowledge and love of Jesus.

Make the number-one priority of your Ambassador programming to be the personal salvation of each and every teen who is a member.

1

Encourage teens to discover their God-given talents and to use their gifts and abilities to fulfill God's expectations for them.

2

Teach the teens to internalize God's love and His principles so that they will take responsibility for their walk with God and use His principles and the guidance of the Holy Spirit to make wise decisions in their lives.

3

That they may see that God and His church love them. Opportunity to use your talents for the fulfillment of the Great Commission in Matt. 28: 18-20 and Acts 1: 8.

4

Love for God's creation. May you find that communion with God as you experience how nature reveals the Creator. Rom. 1:19, 20.

5

Inspire the teens to give personal expression of their love for God by teaching them how to be involved in various outreach activities.

6

Teach the teens specific vocational skills and hobbies that will provide them with purpose and employment opportunities.

7

Encourage the young people to develop and maintain physical fitness through an active, energetic, drug-free lifestyle.

8

Provide them with opportunities to develop and demonstrate their leadership abilities. That they can understand the processes of Group Dynamics.

9

Provide ample opportunities for teens to interact in carefully supervised activities that will lead to and strengthen life-long committed relationships.

10

10  
objectives





# Seven program foundations

Considered essential to meeting the developmental needs of our youth between the ages of 16-21.

---



A Christ-centered  
**discipleship** plan



**Leadership**  
development



A personal, small-group  
based, and public  
evangelistic **mission**  
lifestyle



Character and personality  
development/awareness  
through **outdoor**/high  
adventure programming



Lifestyle  
**vocational**/career  
development



Friendship and  
**relationship** skill  
development

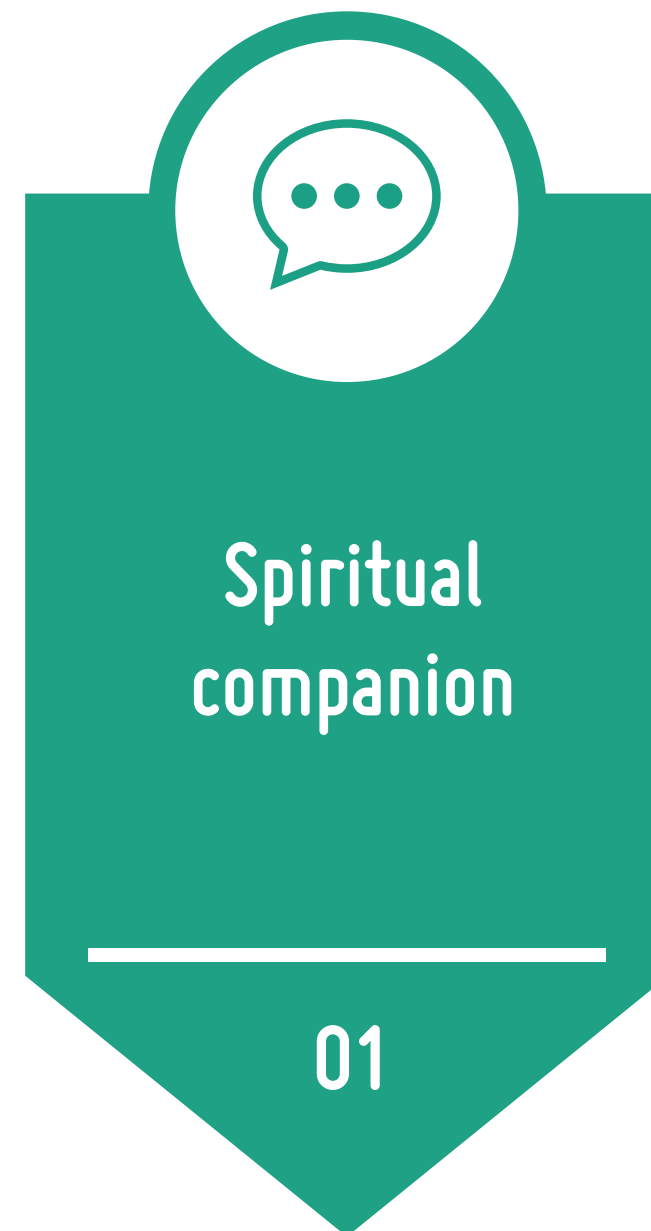


Community outreach  
development through  
**service projects** and  
emergency preparedness  
training



# Four Essential Elements

These four elements are common and are repeated in all modules of the curriculum







# Four Essential Elements

Ambassador Ministry

---



At the beginning of each module, each participant will choose a friend who will be their companion for the duration of the module. They will meet during each session to encourage and support each other in their role and growth as an Ambassador. Groups of spiritual companions will also come together for specific activities. This builds the concept of interdependence and accountability into the Ambassador experience.



# Four Essential Elements

Ambassador Ministry



At the beginning of every module, each participant will make a simple plan of how they would like to grow spiritually and acquire practical competency in the area of the upcoming module. Their spiritual companion will be there throughout the module to help and encourage them to accomplish their plan. The IDP helps to emphasize the continuing nature of discipleship and that learning is a continual part of life. By linking spiritual companions together for this work, it stresses the need for interdependence on each other as we learn, grow, and work for God. Guidelines for creating the IDP will appear in the Leader's Guide and Participant's Guide for each module.



# CREATING YOUR OWN IDP

Steps proposed to create your own Individual Discipleship Plan



## Spiritual Companion:

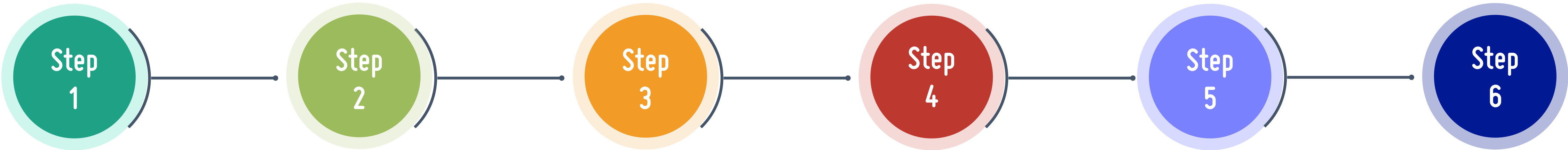
Who is the spiritual companion who will encourage and support you in the next stage of your spiritual journey of growing as an Ambassador of Jesus? They will remain your spiritual companion throughout the current module.

## Expected evidence of change

After looking at your personal vision statement, list the evidence you might expect to see that reveals you are growing in Christ.

## Reflection: How did I do?:

This is completed at the end of the module. It gives you a chance to reflect on what worked well and what you would like to improve in the future. You can compare your expected evidences of change to what actually happened.



## IDP

### Module Name:

A Christ-centered discipleship plan

## Declaración de tu visión personal:

This includes two parts

- a. What do you see in your life today that you would like to change in order to become more effective as an Ambassador for Jesus?
- b. Describe how you would like to see yourself in the future. Before you start writing, take a moment to pray for God to guide your thoughts.

## Next steps :

List the practical steps you will take to accomplish your personal discipleship vision. Think about how these steps will also shape your daily devotions with God.



# Four Essential Elements

Ambassador Ministry



Each module will have a project that will integrate the core concepts from the module into a service learning activity focused on helping others. This will be an opportunity for the Ambassador class to work together as a whole. You will find INSTRUCTIONS for setting up your project in the back pages of the Leader's Guide for each module.

You might have to plan for multiple projects, depending on the size of your group. The main objective is to incorporate service as a way of life, rather than an occasional activity.

- *Aim for projects that would call for regular involvement over a period of time.*
- *Make contact with your volunteer service organizations, the local council, and other entities that could assist you.*
- *If your group settles on a particular medium/long term project, there is no need to change the project when the time comes to engage with a new module. Use your discretion.*





# Four Essential Elements

Ambassador Ministry



Ensure that you plan for a social activity at least once a month. Make sure that you always provide opportunities for good and wholesome fun for that age group. You do not have to conduct all your sessions in a building. As appropriate, conduct some in nature, in the context of a camp, in someone's home, etc.



# Ambassador Ministry

“

Youth ministry does not involve just doing whatever youth enjoy doing, even though there are fun and games in it. The purposes are to build their Christian character, teach them how to live according to the calling of God, and train a new generation of Christian leaders. If the teens do not find the small gate and take the narrow path Jesus spoke about, then all of our planning sessions and programs and all of our time, energy, and resources that we spend are meaningless. We must be making disciples in every effort we make.

”



# Basic structure for teaching the lessons

Ambassador Ministry

---



welcome &  
activity

2+ minutes

- General welcome and opening prayer.
- A short getting-to-know you activity.  
As friendships continually deepen, so  
the ability to encourage and support  
each other spiritually deepens.

# Basic structure for teaching the lessons

Ambassador Ministry

---



did you know?

13 minutes

An activity that introduces the theme for the day.



# Basic structure for teaching the lessons

Ambassador Ministry

---



mission briefing

10 minutes

A simple Bible study that gives the biblical foundation for the theme done in groups of two or three. It will be helpful for leaders to circulate around the room to listen in on conversations to see that participants are going in the right direction and to answer questions.

# Basic structure for teaching the lessons

Ambassador Ministry

---



A personal reflection time where each participant writes down what they have personally learned from the Bible study and how this applies to their own life as an Ambassador. To be shared briefly with their spiritual companion who will be a spiritual encourager during the curriculum.

thinking it through

5 minutes



# Basic structure for teaching the lessons

Ambassador Ministry

---



reflecting Jesus &  
His kingdom

40 minutos

An activity that expands on the main theme for the lesson. This section is called “reflecting Jesus and His kingdom” because an Ambassador’s main task is to represent who Jesus is to others, as well as what the kingdom of heaven stands for.

---

# Basic structure for teaching the lessons

Ambassador Ministry

---



An Ambassador for Jesus will grow spiritually and will witness in everyday life beyond the training sessions. Therefore, each participant will develop an individual discipleship plan that will help them grow as an Ambassador for Jesus when they are outside of the learning environment.

At the beginning of each module in the curriculum, participants will develop an individual discipleship plan (IDP) that will guide their personal spiritual journey during that section. Each IDP will focus on the theme of that section. “Next Steps” is a time for participants to reflect on how their IDP is working and to pray for each other in what they aim to do next. This will be done with their spiritual companion. A spiritual companion is a friend who prays for and encourages their own companion over a set period of time.



next steps

15 minutos



# Basic structure for teaching the lessons

Ambassador Ministry

---



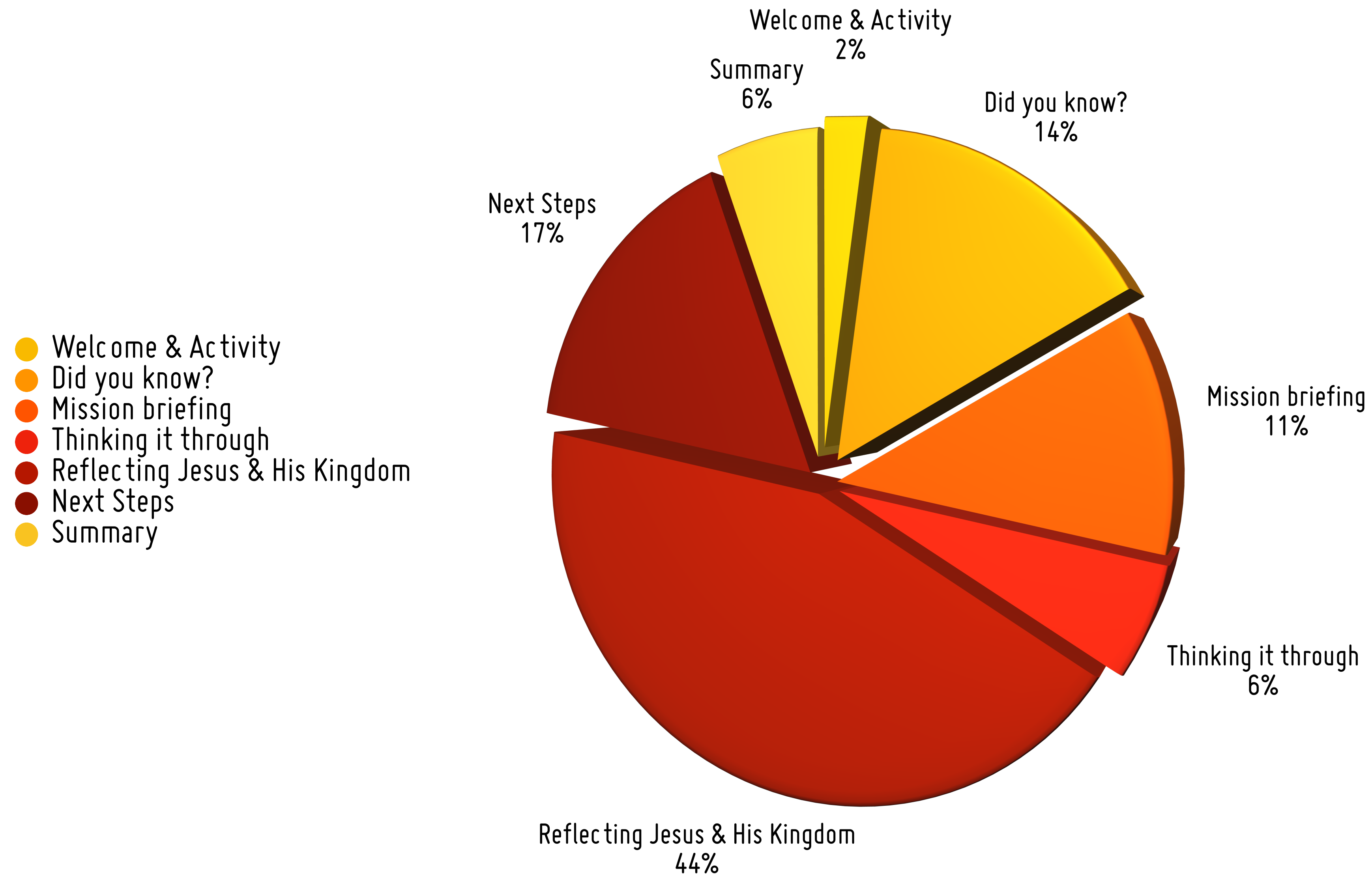
As a whole group, this is an opportunity to summarize what participants have learned during the session. It is a time for the leader to generally review what has been done and to ask for volunteers to briefly share what they have learned.

A large, stylized graphic consisting of several overlapping circles in shades of orange and yellow, creating a soft, glowing effect. The circles are arranged in a way that they appear to be part of a larger, abstract shape.

summary

5 minutos

# Time distribution - Program for 90 minutes







# Let's take a look at one lesson

---

Module 1 - Discipleship

*Called to be an ambassador for another world*



# Welcome

10 minutes aprox.



1

Welcome and opening prayer.

2

Get-to-know you activity: Ask participants to find the person who was born closest to their own date of birth. Then ask them to share with that person why they decided to be part of Ambassadors.

3

Ask for volunteers from the group to explain why they joined Ambassadors.

4

Give a general introduction to what participants can expect in the course ahead



# Called to be an ambassador for another world



Module 1 - Discipleship - Lesson 1

*Did you know?*

1

Divide participants into groups of no more than four. Give each group a sheet of blank paper and a pen.

2

Ask each group to brainstorm as many answers as they can to the question, "An ambassador is..." in 1 minute.

3

Ask groups to report their answers. Write their answers on the board.

4

Distribute among the participants the lesson handouts

5

Discuss the similarities and differences between the dictionary and biblical definitions of an ambassador in "did you know?" You can use a Venn diagram on the board to help with the discussion .


# Called to be an ambassador for another world



Venn diagram

An Ambassador is a diplomatic agent of the highest rank accredited to a foreign government or sovereign as the resident representative of his own government or sovereign or appointed for a special and often temporary diplomatic assignment.

*Merriam-Webster's Collegiate Dictionary, Tenth Edition*



“So we are Christ’s ambassadors; God is making His appeal through us. We speak for Christ when we plead, ‘Come back to God!’”

*2 Corinthians 5:20, NLT*

Inside the left of the left circle, list the ideas from the dictionary definition that only relate to the dictionary definition. Inside the right side of the right circle, list the ideas from the biblical definition/text that only relate to the biblical definition/text. Inside the middle, list the ideas that are common to both the dictionary definition and the Bible text.

# mission briefing - character building

The Bible is God's book to show His Ambassadors how to live on earth while representing His kingdom in heaven. It explains who God is, who we are, and where we are going. At the heart of this book is the revelation of Jesus, and that only through His Holy Spirit can His Ambassadors make an eternal impact in the world. Before sin, we would have known how to live without having it written down because God's laws and principles would have been written on our hearts and minds. But while we live with very forgetful memories, God has chosen to write everything down for us.

**1** As Ambassadors we use words to encourage people to turn to Jesus. But who we are—our characters—demonstrate the truth and power of our words. In other words, who we are makes our words believable. In Ezekiel 36:23-26, God promises to reveal His holiness to the nations “through” His people. In these verses, what is the most important thing that will enable you to reveal to others the truth about God?

---

<sup>23</sup> And I will sanctify My great name, which has been profaned among the nations, which you have profaned in their midst; and the nations shall know that I am the Lord,” says the Lord God, “when I am hallowed in you before their eyes. <sup>24</sup> For I will take you from among the nations, gather you out of all countries, and bring you into your own land. <sup>25</sup> Then I will sprinkle clean water on you, and you shall be clean; I will cleanse you from all your filthiness and from all your idols. <sup>26</sup> I will give you a new heart and put a new spirit within you; I will take the heart of stone out of your flesh and give you a heart of flesh.





# Character - definitions

We saw in Ezekiel 36 that God reveals Himself to others through who we are. This includes words, but it also includes our characters. Christlike character is the power behind our role as an ambassador.

Ask the participants to choose one of these definitions... when they have done so ask for a volunteer to state the reason for their choice.

Ellen G.  
White

D. L. Moody

Heraclitus

Abraham  
Lincoln

“Character is...our  
thoughts and  
feelings  
combined.”

“Character is  
what you are in  
the dark.”

“Character is  
destiny.”

“Character is like  
a tree and  
reputation like its  
shadow.”



# mission briefing - character building

2 Ellen White wrote that character is defined as our “thoughts and feelings combined.” From Matthew 5:1-12, what do you think are the thoughts and feelings that will shape an ambassador’s mind and heart as they live out these qualities of the kingdom of God on earth?

THOUGHTS

FEELINGS

- <sup>1</sup> And seeing the multitudes, He went up on a mountain, and when He was seated His disciples came to Him. <sup>2</sup> Then He opened His mouth and taught them, saying:
- <sup>3</sup> “Blessed are the poor in spirit, For theirs is the kingdom of heaven.
- <sup>4</sup> Blessed are those who mourn, For they shall be comforted.
- <sup>5</sup> Blessed are the meek, For they shall inherit the earth.
- <sup>6</sup> Blessed are those who hunger and thirst for righteousness, For they shall be filled.
- <sup>7</sup> Blessed are the merciful, For they shall obtain mercy.
- <sup>8</sup> Blessed are the pure in heart, For they shall see God.
- <sup>9</sup> Blessed are the peacemakers, For they shall be called sons of God.
- <sup>10</sup> Blessed are those who are persecuted for righteousness’ sake, For theirs is the kingdom of heaven.
- <sup>11</sup> Blessed are you when they revile and persecute you, and say all kinds of evil against you falsely for My sake. <sup>12</sup> Rejoice and be exceedingly glad, for great is your reward in heaven, for so they persecuted the prophets who were before you.





# Thinking it through

1

From what you have just studied, what is the most important idea you have had? Why?

---

---

---

---

2


When choosing to live as an Ambassador for Jesus in your culture, what do you find most challenging?

---

---

---

---





# Reflecting Jesus & His Kingdom

What's Changed?  
Time magazine reported the following problems in schools in the 1940's compared to the 1980's.

1940's	1980's	Today?
Talking	Drug abuse	
Chewing gum	Alcohol abuse	
Making noise	Pregnancy	
Running in halls	Suicide	
Getting out of place in line	Rape, Robbery, Assault	
Improper clothing	Burglary, Arson, Bombings	
Littering		







20 minutes

# A moment of reflection and conversation

QUESTION

01

What are the problems students face in school today?

QUESTION

02

Why do you think there has been such a change through the years?

QUESTION

03

Think about the laws, principles, and values that are shaping your life and character—maybe even without you realizing it. Ask yourself the following questions:

What laws are shaping my life today and where are they from?

What principles are shaping my life today and where are they from?


What values are shaping my life today and where are they from?

QUESTION

04

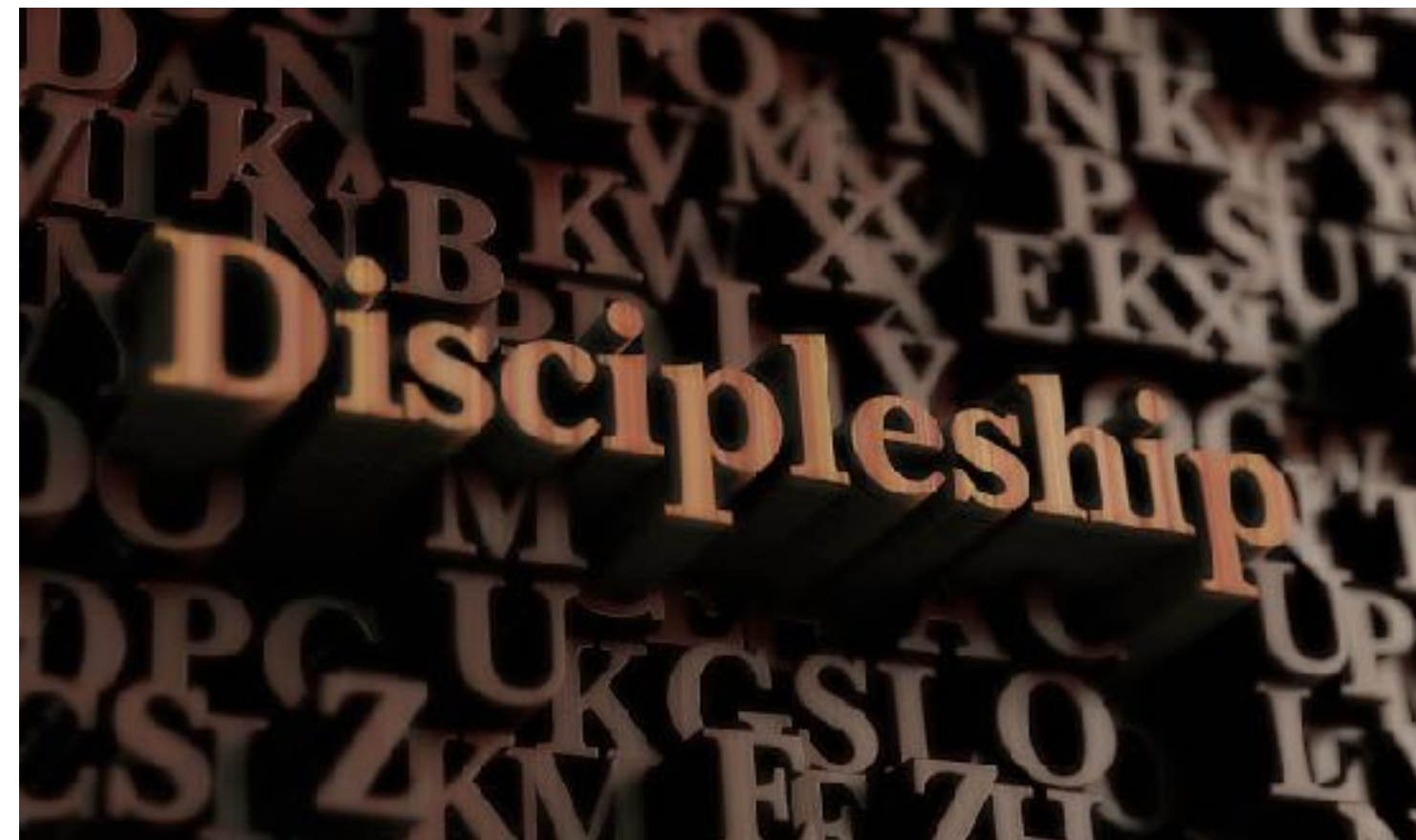
Think about the way God would like to shape your life and character in the future. Ask the Holy Spirit for guidance as you answer the following question: In the future, what laws, principles, and values do I want to shape my life as I pursue the character of Jesus? What Bible texts will help direct my choices?

**Let's take a look  
at the content of  
the 7 Modules**





# Module 1



# Module 1 – A Christ-centered discipleship plan

Introduce Growing Disciples Framework	Session 1 - I am called to be an ambassador for another world	<ul style="list-style-type: none"><li>• Understand that the power of an Ambassador is found in the character of Jesus being reflected through them.</li><li>• Understand that successful ministry as Christ's Ambassador is dependent on the degree to which they have become a living sacrifice and are baptized by the Holy Spirit.</li><li>• Understand that growing as an Ambassador is designed by God to be done in community.</li><li>• Understand that their role as an Ambassador is to represent the kingdom of God on earth in the middle of a hostile battle that will soon be reaching its climax.</li></ul>
Discipleship processes	Session 2 - I am on an eternal journey to reflect Jesus	
	Session 3 - An ambassador is designed to grow in community	
	Session 4 - An ambassador's role is to honor Jesus	
	Session 5 - Openness	
Sanctuary	Session 6 - Faith	
	Session 7 - Dying to self	
	Session 8 - Baptism of the Holy Spirit	
	Session 9 - Reflecting Jesus	





# Module 2



# Module 2 – Leadership development

Thinking Christianly	Session 1 - leading is seeing
	Session 2 - leading is being
Servant Leadership	Session 3 - spiritual gifts I—we have it all
	Session 4 - spiritual gifts II—every member
Every member a minister/ spiritual gifts	Session 5 - spiritual gifts III—every member
	Session 6 - servant leadership I
	Session 7 - servant leadership II
Leadership development	Session 8 - leadership development—set an example by your speech
	Session 9 - leadership development—set an example by your life
	Session 10 - leadership development—set an example by your love
	Session 11 - leadership development—set an example by your faith
	Session 12 - leadership development—set an example by your purity

- Understand the biblical view of leadership.
- Experience servant leadership and opportunities to lead.
- Recognize that everyone is a leader and a follower.
- Develop skills to effectively lead.
- Focus on Master Guide and AY leadership, where they are well established.
- Recognize other leadership opportunities within current church structure and surrounding community.





# Module 3



# Module 3 – A personal, small group based, and public evangelistic mission lifestyle

Three components of personal evangelism: my story, His story, our story	Session 1 - now, it's personal	<ul style="list-style-type: none"><li>• Participate in a small group focused on Christian spiritual growth and evangelism.</li><li>• Develop a personal testimony.</li><li>• Share about Jesus and the plan of salvation.</li><li>• Understand the essence of the Seventh-day Adventist message and its contribution to our world.</li><li>• With the support of other Christians, intentionally integrate faith in daily activities and personal evangelism.</li><li>• Understand the place of public evangelism in the mission of the Seventh-day Adventist Church.</li></ul>
	Session 2 - my story	
	Session 3 - His story	
	Session 4 - our story	
Small group as basis for evangelism	Session 5 - small group bible study	
	Session 6 - small groups—prayer	
	Session 7 - action small groups	
Public evangelism as a reaping exercise	Session 8 - going public	
	Session 9 - preaching, teaching, and beseeching	





# Module 4



# Module 4 – Character and personality development/awareness through outdoor/high adventure programming

Linking personality & spirituality	Session 1 - human personality	<ul style="list-style-type: none"><li>• Explore Christian character traits and personality development.</li><li>• Actively engage in activities that build Christian character and personality.</li><li>• Learn skills to process life experiences for holistic growth.</li></ul>
	Session 2 - godly character	
	Session 3 - God's plan – character growth	
	Session 4 - God's plan – character tested	
Character development through outdoor/adventure program	Session 5 - wilderness survival: prioritize the seven basic needs for survival	
	Session 6 - the will to survive	
	Session 7 - effective signaling techniques	
	Session 8 - fire building techniques	
	Session 9 - food and water procurement	
	Session 10 - survival shelter building	
	Session 11 - navigation techniques	
	Session 12 - solo supervised overnight camping trip	
	Session 13 - simple faith and trust-building activities	
	Session 14 - advanced faith and trust-building activities	





# Module 5




# Module 5 – Lifestyle vocational/career development through specialized training and advanced honor levels

Introduction to Christian vocation	Session 1 - first things first	<ul style="list-style-type: none"><li>• Expand your ability to serve by developing new skills &amp; abilities.</li><li>• Commit to specialized training in at least two areas.</li><li>• Become proficient enough in at least one honor to teach it to someone else.</li></ul>
	Session 2 - hearing voices and guidance from the gut	
	Session 3 - as iron sharpens iron	
	Session 4 - God-given gifts, talents, and tendencies	
Advanced honors	Session 5 - financially wise	
	Session 6 - materialism and the heart	
	Session 7 - work ethic	
	Session 8 - dealing with disappointment and unemployment	
	Session 9 - true blue honesty and integrity	
	Session 10 - tithing and giving	
	Session 11 - discipline	
	Session 12 - peer pressure	
	Session 13 - Sabbath and work	
	Session 14 - volunteering versus volunteerism	





# Module 6



# Module 6 – Friendship and relationship skill development

Connect to Growing Disciples Framework	Session 1 - won one by one	<ul style="list-style-type: none"> <li>• Participate in training in order to effectively communicate with others in diverse situations.</li> <li>• Understand &amp; engage in a biblical view of reconciliation.</li> <li>• Develop communication skills to build &amp; maintain close friendships and relationships.</li> <li>• Learn how to lead a person to a saving relationship with Christ.</li> </ul>
A biblical view of Reconciliation	Session 2 - agents of reconciliation and growing disciples	
	Session 3 - reconciliation and relating to enemies	
	Session 4 - reconciliation and the fellowship of believers	
	Session 5 - communicating the story of reconciliation—the Father’s joy	
Relational & Communication Skills	Session 6 - communication: say what you mean	
	Session 7 - communication: mean what you say	
	Session 8 - relationships	
Dating/Courtship	Session 9 - growing relationships—dating	
	Session 10 - relationships: courtship	
Pre-martial counseling, Marriage & Parenting	Session 11 - premarital insights—counsel	
	Session 12 - marriage and parenting	





# Module 7



# Module 7 – Community outreach development through service projects and emergency preparedness training

Introduction to Christian Community Development	Session 1 - a model for christian community development outreach	<ul style="list-style-type: none"><li>• Understand Christian foundations to community outreach development.</li><li>• Actively serve their community as an Ambassador for Christ in a variety of ways.</li><li>• Engage in emergency preparedness training.</li></ul>
Eight components of Christian Community Development	Session 2 - what does it mean for Community development outreach to be church-based?	
Emergency preparedness	Session 3 - what does relocation mean for me?	
	Session 4 - how do I listen to the community?	
	Session 5 - redistribution of resources for everyone’s benefit	
	Session 6 - empowerment: “teach a man to fish...and own/maintain the pond!”	
	Session 7 - wholistic shalom: nothing missing, nothing broken	





“

For God has not  
given us a spirit of  
fear, but of power  
and of love and of a  
sound mind.

”

2 Timothy 1:7



# Keeping Teens Engaged in the Church

*March 1, 2021*

