




KID for Teens: Leader's Guide

Reflecting Jesus - Experiencing God's love through the life of Jesus 2



Before you start:

1. Prayerfully read through the whole lesson at least twice
2. Gather all the materials you need for each section (see right)
3. Work with another team member and plan who will manage each section of the session.

Leadership Personal Preparation:

Think about a time in your life when you experienced God's love through another human being. What happened? Why did you feel so loved? What difference did it make to your life and to your relationship with the person who cared for you?

If the Holy Spirit invites you to do so, be ready to tell the group about your experience at some time during the session. Otherwise, use your memory of experiencing God's love through someone else, to inspire you as you lead out in today's session.

You will need:

Icebreaker:

- Weird activity cards

Mission Possible:

- Several old magazines and newspapers per family
- Glue-sticks
- Scissors
- Large sheets of white paper – A3 will do if necessary
- Marker pens
- Sticky tack for sticking the posters to the wall
- A large, clear wall

Word Search:

- Copy the different Word Search studies so that you have enough for one study per group
- Pens
- Copy a combined Word Search study pack for each person to take away with them

Family Focus Time:

- Drinks and cups
- Family Discussion Cards - 1 card per family

Praying Together:

- Plain paper
- Pens

Jesus and Me (JAM) Session:

- One set of 'Jesus and Me' Journal Pages per participant

Take-away Menu (optional):


- Enough coins of a small denomination for each person.
- Choose coins that have a person's head engraved on one side.

By the end of the session, the group members will:

- Know that a life that reflects Jesus is a life that helps others to experience God's love
- Feel excited about the opportunity to channel God's love into the lives of the people around them.
- Respond by sharing God's love with others.



KID for Teens: Leaders Guide: Reflecting Jesus II



Welcome and Prayer – 5 mins

Welcome the group. Check that participants have brought their personal ring-binder. Introduce the theme of today's session.

Say:

“Today, we are going to look at the life of Jesus, together. Jesus came to this earth to help us understand and experience God's love. We can also help others to experience God's love when we are kind, thoughtful, generous, patient and unselfish, etc. ”

Opening Prayer

Icebreaker - 7 mins

You will need:

1. Weird Activity Cards - one per person
 - Instruct your participants to find a partner. Whoever has the next birthday will be the person who starts.
 - Say: 'when I say 'Go!' you will have one minute to describe a simple activity that you can do easily, such as cleaning your teeth, sending a text message, making breakfast, etc. Just explain the steps you would usually take to complete the task. After one minute I will say 'Stop!' Then you can swap over and let the other person describe a familiar activity, for one minute.' Give each pair a chance to describe a simple activity to each other.
 - Now give each person a weird activity card. Ask them not to look at it until you tell them to.
 - Say: 'It doesn't matter if you've never tried doing the weird activity written on your card. Just guess or make it up as you go along. After one minute you'll swap over and your partner will try to describe their weird activity to you.
 - You can look at your cards now! You have one minute to describe how to do the activity on your card!'
 - Time the group and tell them when to swap over so that each person has a turn at describing a weird activity.


Feedback Questions:

- Which activity was the easiest to explain to someone else? Why was it so easy?
- Which activity was the hardest to describe? What made it so challenging?
- If you wanted to help someone learn a new skill, or understand a new idea, what would you have to do first?
- Why do you think Jesus was sent to this earth to show us God's love?
- How did he help us to understand and experience God's character?





KID for Teens: Leaders Guide: Reflecting Jesus II



Mission Possible – Advertising God - 15 mins (including feedback time)

You will need:

1. Several old magazines and newspapers per family
2. Glue-sticks
3. Scissors
4. Large sheets of white paper – A3 will do if necessary
5. Marker pens
6. Sticky tack for sticking the posters to the wall
7. A large, empty wall

- Give each family a stack of old magazines and newspapers, scissors, glue-sticks, marker pens and a large sheet of white paper. Give them a small piece of sticky tack so that they can stick their poster onto a large wall when they have finished. Make sure you have a empty wall on which the posters can be stuck.
- Say: 'These days we often hear the word 'Media'. It's used to describe a whole variety of communication methods. Mostly, it refers to all the different ways employed by companies and organisations to help us understand their important messages, or to advertise themselves and their products. Jesus was God's way of helping humans to understand the vital message of his loving character and the gift of salvation, which is the 'product' that he wants to offer each one of us.
- Work with your family to make a poster that could advertise God's love to the people in your community.
- Think about their interests and needs and the things that would help them to be attracted to God.
- Cut words and images out of the newspapers and magazines, and add extra words and pictures using the marker pens.
- You have just seven minutes to create a poster and stick it on the wall for everyone to see!
- Allow seven minutes for families to make their posters and stick them on the wall. Count down the final ten seconds, aloud, to encourage them to finish quickly.

Feedback Time:

- Give each family time to comment on their poster and why they chose their design.
- Ask: 'What did you learn about communicating God's love to others by doing this activity together?'

Word Search – 25/35 mins

You will need:

1. Copies of the different Word Search studies so that you have enough for one study per group
2. Pens
3. A Word Search study pack for each person to take away with them

- Divide the participants into three smaller groups and give each group one of the 3 different Word Search studies to explore.
- Allow twenty minutes for the study time. If you have a very large group, break them into groups of 4-5 and hand out an equal number of the different studies. When you come back together, ask them to be prepared to summarise their discoveries with the whole group, through a mime, drama, picture or verbal report.
- Let them know, clearly, how long they have to study and prepare.
- After twenty minutes call people back to the larger group.
- Invite each group, through whatever means they have chosen, to share what they discovered about the ways Jesus loved people. Make sure they also share the ideas they have, about how they can share his love with others in their community. Give each participant a copy of all the Word Search sheets to take away. These can be used during family worships during the week. They can also be used by individuals as part of their personal time with God.

Family Focus Time – 10/15 mins


You will need:

1. Drinks and Cups
 2. Family Discussion Cards
- Let everyone re-assemble into their family groups, collecting a drink on the way.
 - Give each family a discussion card.





KID for Teens: Leaders Guide: Reflecting Jesus II



Family Prayer Time – 15 mins

You will need:

1. Plain Paper
2. Pens

- Invite each person to take a sheet of paper and a pen and draw a very simple picture of themselves in the middle of the page.
- Ask them to add their name to the top of the page, so that everyone knows whose picture it is, just in case it's hard to tell whose is whose!
- Pass the pictures around the circle and ask each person to write a short blessing or a sentence prayer on everyone else's sheet of paper.
- Then return the sheets to their owners.
- Allow a few minutes for each person to quietly read their prayers on their own.

Jesus and Me (JAM) session – 5 mins

You will need:

1. CD player and CD of soft worship music
2. One set of Journal Pages per participant

- Allow 5 minutes for them to begin this activity and play some reflective, peaceful Christian music during this time. They can finish working on this at home if necessary, and reflect on it during the week. Encourage them to place the pages in their personal ring-binder.

Take-away Menu

You will need:

1. Enough coins of a small denomination for each person.
- Give each person a small coin with a head engraved on it. Say: 'just as the coin shows the likeness of a queen, head of state or famous person, so we can show the likeness of God when we show love to each other.'
 - Invite each person to keep the coin to remind them to show God's loving likeness to the people around them. Or, they can give their coin to charity as a way of sharing God's love with others.

Closing Prayer

“Do not let any unwholesome talk come out of your mouths, but only what is helpful for building others up according to their needs, that it may benefit those who listen.”

- *Ephesians 4:29*




2

KID for Teens: Reflecting Jesus II Handout: Weird Activity Cards

<p>PREPARING <i>a</i> ROCKET FOR TAKE-OFF</p>	<p>CUTTING <i>a</i> KANGAROO'S TOENAILS</p>
<p>SHEARING THE WOOL FROM <i>an</i> ANGORA GOAT</p>	<p>PREPARING TO RIDE ON <i>an</i> ELEPHANT</p>
<p>HANDLING <i>a</i> POISONOUS SNAKE</p>	<p>PLAYING <i>a</i> DIDGERIDOO (<i>a</i> VERY LONG AUSTRALIAN WIND INSTRUMENT)</p>
<p>PILOTING <i>a</i> HOT AIR BALLOON</p>	<p>FLYING <i>a</i> GLIDER</p>
<p>RINGING <i>a</i> TUNE ON THE CHURCH TOWER BELLS</p>	<p>GROWING ORCHIDS</p>
<p>LEARNING TO WALK <i>a</i> TIGHT-ROPE</p>	<p>PREPARING FOR <i>a</i> PARACHUTE JUMP</p>
<p>CHECKING TO SEE IF <i>a</i> GIRAFFE HAS <i>a</i> SORE THROAT</p>	<p>ESCAPING FROM <i>a</i> WILD BEAR</p>



Handout: Word Search: Reflecting Jesus II Aspects of Jesus' Love - A



Saying loving and kind things.

One of the ways in which Jesus showed God's love was by saying loving and kind things to those around him, especially those who were sad, sick and confused.

Explore some of the times when Jesus said loving and kind things to people.

Read John 12:1-8.

Who was Jesus talking to?

What aspect of God's love do you think this person most needed to experience?

Summarise what Jesus said (verses 7-8) in your own words.

What kind of love was Jesus expressing (acceptance, forgiveness, care, etc)?

Read Luke 19:1-6

Who was Jesus talking to?

What aspect of God's love do you think this person most needed to experience?

Summarise what Jesus said (verse 5) in your own words.


What kind of love was Jesus expressing (acceptance, forgiveness, care, etc)?





Handout: Word Search: Reflecting Jesus II

Aspects of Jesus' Love - A



Read John 8:1-11

Who was Jesus talking to?

What aspect of God's love do you think this person most needed to experience?

Summarise what Jesus said (verses 10-11) in your own words.

What kind of love was Jesus expressing (acceptance, forgiveness, care, etc)?

Read John 19:25-27

Who was Jesus talking to?

What aspect of God's love do you think this person most needed to experience?

Summarise what Jesus said (verses 26-27) in your own words.

What kind of love was Jesus expressing (acceptance, forgiveness, care, etc)?

Make a list of other stories you can remember, where Jesus says kind things to people:

Read Ephesians 4:29

Write it in your own words here:

How can other people experience God's love through the words we say?


Write five ways we can use our words to share God's love with others (use the back of the page if necessary):

- 1.
- 2.
- 3.
- 4.
- 5.





Handout: Word Search: Reflecting Jesus II Aspects of Jesus' Love - B



Touching people in caring ways.

One of the ways in which Jesus showed God's love was by touching people.
Explore some of the times when Jesus touched people in kind and caring ways.

Read John 13:1-12

What did Jesus do?

What kind of love was being expressed (acceptance, forgiveness, care, etc)?

Read Mark 10:13-16

What did Jesus do?

What kind of love was being expressed (acceptance, forgiveness, comfort, care, etc)?

Read Mark 1:40-45

What did Jesus do?


What kind of love was being expressed (acceptance, forgiveness, comfort, care, etc)?





Handout: Word Search: Reflecting Jesus II

Aspects of Jesus' Love - B



Read Romans 12:10

Write it in your own words here:

How can other people experience God's love through our caring touch?

Write five ways we can use physical touch to share Gods love with others:

1.

2.

3.


4.

5.





Handout: Word Search: Reflecting Jesus II Aspects of Jesus' Love - C



Doing thoughtful and helpful things.

One of the ways in which Jesus showed God's love was by doing thoughtful and helpful things for others.

Explore some of the times when Jesus helped others by doing kind and thoughtful things.

Read Matthew 14:14-21

Who was Jesus helping?

Why do you think he chose to help in this particular situation?

Summarise what Jesus did in your own words.

What kind of love was being expressed (acceptance, forgiveness, care, etc)?

Read John 2:1-11

Who was Jesus helping?

Why do you think he chose to help in this particular situation?

Summarise what Jesus did in your own words.


What kind of love was being expressed (acceptance, forgiveness, care, etc)?





Handout: Word Search: Reflecting Jesus II

Aspects of Jesus' Love - C



Read Matthew 8:23-27

Who was Jesus helping?

Why do you think he chose to help in this particular situation?

Summarise what Jesus did in your own words.

What kind of love was being expressed (acceptance, forgiveness, care, etc)?

Read Galatians 6:2

Write it in your own words here:

How can other people experience God's love through the kind things we do for them?

Write five of your ideas below:

- 1.
- 2.
- 3.
- 4.
- 5.


Write a list of other stories you can remember where Jesus did kind things for people:





Handout: Word Search: Reflecting Jesus II

Combined Word Search Sheet



Saying loving and kind things:

One of the ways in which Jesus showed God's love was by saying loving and kind things to those around him, especially to those who were sad, sick or confused. Let's explore some of the times when Jesus said loving and kind things to people.

Read John 12:1-8.

Who was Jesus talking to?
What aspect of God's love do you think this person most needed to experience?
Summarise what Jesus said (verses 7-8) in your own words.
What kind of love was Jesus expressing (acceptance, forgiveness, care, etc)?

Read Luke 19:1-6

Who was Jesus talking to?
What aspect of God's love do you think this person most needed to experience?
Summarise what Jesus said (verse 5) in your own words.
What kind of love was Jesus expressing (acceptance, forgiveness, care, etc)?

Read John 8:1-11

Who was Jesus talking to?
What aspect of God's love do you think this person most needed to experience?
Summarise what Jesus said (verses 10-11) in your own words.
What kind of love was Jesus expressing (acceptance, forgiveness, care, etc)?

Read John 19:25-27

Who was Jesus talking to?
What aspect of God's love do you think this person most needed to experience?
Summarise what Jesus said (verses 26-27) in your own words.

What kind of love was Jesus expressing (acceptance, forgiveness, care, etc)?
Make a list of other stories you can remember where Jesus says kind things to people

Read Ephesians 4:29. Write it in your own words.

How can other people experience God's love through the words we say?
Write five ways we can use our words to share God's love with others (use the back of the page if necessary).

Touching people in caring ways:

One of the ways in which Jesus showed God's love was by touching people.
Let's explore some of the times when Jesus touched people in kind and caring ways.

Read John 13:1-12.

What did Jesus do?
What kind of love was being expressed (acceptance, forgiveness, care, etc)?

Read Mark 10:13-16.

What did Jesus do?
What kind of love was being expressed (acceptance, forgiveness, comfort, care, etc)?

Read Mark 1:40-45.

What did Jesus do?
What kind of love was being expressed (acceptance, forgiveness, comfort, care, etc)?

Read Romans 12:10


Write it in your own words.
How can other people experience God's love through our caring touch?





Handout: Word Search: Reflecting Jesus II

Combined Word Search Sheet



Write five ways we can use physical touch to share God's love with others.

Doing thoughtful and helpful things

One of the ways in which Jesus showed God's love was by doing thoughtful and helpful things for others.

Let's explore some of the times when Jesus helped others by doing kind and thoughtful things.

Read Matthew 14:14-21

Who was Jesus helping?

Why do you think he chose to help in this particular situation?

Summarise what Jesus did in your own words.

What kind of love was being expressed (acceptance, forgiveness, care, etc)?

Read John 2:1-11

Who was Jesus helping?

Why do you think he chose to help in this particular situation?

Summarise what Jesus did in your own words.

What kind of love was being expressed (acceptance, forgiveness, care, etc)?

Read Matthew 8:23-27

Who was Jesus helping?

Why do you think he chose to help in this particular situation?

Summarise what Jesus did in your own words.

What kind of love was being expressed (acceptance, forgiveness, care, etc)?

Write a list of other stories you can remember where Jesus did kind things for people.

Read Galatians 6:2

Write it in your own words.

How can other people experience God's love through the kind things we do for them?

Write five of your ideas below or on a separate sheet.



LESSON 2 -

FAMILY Discussion CARD

One occasion when I felt especially loved by another person was...

If I could have been one of the people Jesus cared for when he was on earth, I would like to have been...

I am glad Jesus came to show us God's love because...

One thing I would like to do to help other people experience God's love, would be...

I think Jesus came as a human baby because...

LESSON 2 -

FAMILY Discussion CARD

One occasion when I felt especially loved by another person was...

If I could have been one of the people Jesus cared for when he was on earth, I would like to have been...

I am glad Jesus came to show us God's love because...

One thing I would like to do to help other people experience God's love, would be...

I think Jesus came as a human baby because...

LESSON 2 -

FAMILY Discussion CARD

One occasion when I felt especially loved by another person was...

If I could have been one of the people Jesus cared for when he was on earth, I would like to have been...

I am glad Jesus came to show us God's love because...

One thing I would like to do to help other people experience God's love, would be...

I think Jesus came as a human baby because...

LESSON 2 -

FAMILY Discussion CARD

One occasion when I felt especially loved by another person was...

If I could have been one of the people Jesus cared for when he was on earth, I would like to have been...

I am glad Jesus came to show us God's love because...


One thing I would like to do to help other people experience God's love, would be...

I think Jesus came as a human baby because...



Handout: Jesus and Me Journal Lesson 2

God's love through Jesus



Imagine you were a person who met and knew Jesus when he lived on this earth.

Think about the stories you know about Jesus. Which is your favourite story? Write it in your own words, below. Or draw a picture of the story if you prefer.

Which character in this story would you most like to have been?

Take a few moments to imagine how this person experienced God's love through Jesus.

List some ways in which Jesus showed God's love to this person.

1.

2.

3.


How might Jesus show this kind of love to you, in your life today?





Handout: Jesus and Me Journal Lesson 2

God's love through Jesus



Look up the following verses and write their main points in your own words:

Romans 12:9-21

1 John 3:16-20; 4:7,8


Matthew 25:31-45





Handout: Jesus and Me Journal Lesson 2

God's love through Jesus



What practical thing could you do to show God's love to another person?

Choose a person you know and find a way, through your actions, to show them God's love this week.

Write or draw what you did.

What difference do you think your actions made to their life?

What difference did showing God's love to this person make to your own experience of God?

