

Happy Birthday, Jesus

A 25-day Christmas Activity Devotional for Children

Author: Katherine Britton Guerra

Table of Contents

2	Note to Parents & Materials	23	Shepherds
3	Character Cutouts	25	Sheep
9	Zechariah	27	Let the Whole World Know
10	Elizabeth	29	Star
11	John the Baptist	30	Manger
12	Caesar Augustus	31	Animals
13	Angel	33	Baby Jesus
14	Good News	34	Adore Him
16	Mary	36	Wise Men
17	Joseph	37	Gold
18	Donkey	38	Frankincense
20	Bethlehem	39	Myrrh
21	Inn	40	Happy Birthday, Jesus!
22	Stable		

Hi there!

We are so happy you've decided to join us on our journey to learning more about the story of Jesus with your children. For the next 25 days, we would like to invite you to take some time daily to learn, create and explore with your children about the greatest story in the bible... the birth of Jesus!

Before you begin, be sure to have the materials you'll need on hand. We recommend grabbing all the materials you will need and putting them in a box or bag and taking them out as you need them for the illustration of the story.

Optional: If you have some extra popsicle sticks, print out the characters of the nativity story (see pages 3 through 8), cut them out, and glue them to the popsicle sticks to use as illustrations daily.

Thank you for all you do for your children!

What you'll need:

Check off the list of materials to make sure you are ready!


- | | |
|---|---|
| <input type="checkbox"/> Bible | <input type="checkbox"/> Toilet Paper Tubes |
| <input type="checkbox"/> Pen | <input type="checkbox"/> Googly Eyes |
| <input type="checkbox"/> Paper | <input type="checkbox"/> Gold Paint |
| <input type="checkbox"/> Markers & Crayons | <input type="checkbox"/> White Paint |
| <input type="checkbox"/> Scissors | <input type="checkbox"/> Brown Paint |
| <input type="checkbox"/> Mirror | <input type="checkbox"/> Orange Paint |
| <input type="checkbox"/> Flashlight (you can use your phone!) | <input type="checkbox"/> Paint Brushes |
| <input type="checkbox"/> Popsicle Sticks | <input type="checkbox"/> Three Rocks |
| <input type="checkbox"/> Glue | <input type="checkbox"/> Cotton Balls |
| <input type="checkbox"/> Fingerpaint | <input type="checkbox"/> Instrument and/or pot, pans & wooden spoon |



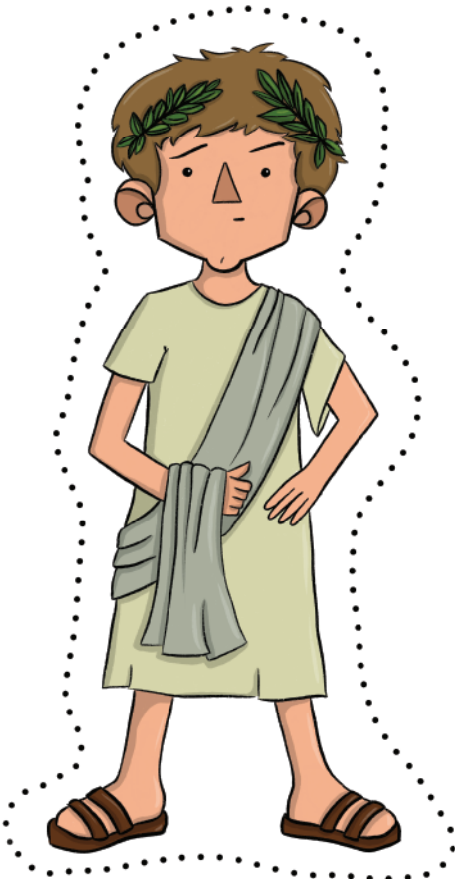
Zechariah




John the Baptist




Elizabeth



Caesar Augustus



Angel




Mary




Joseph




Baby Jesus



Donkey




Bethlehem



Manger



Animals





Shepherds


Star




Sheep

Wise Men






**Happy Birthday,
Jesus!**

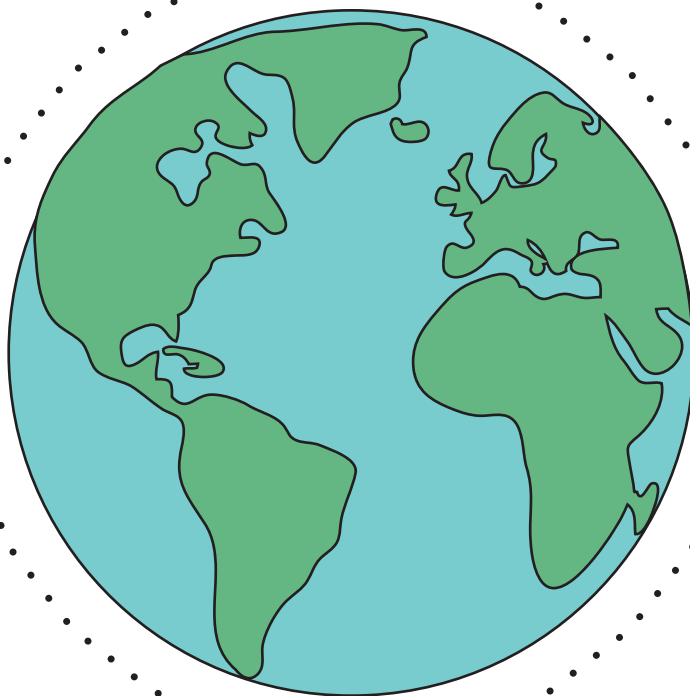


Inn



Stable

**Gold, Myrrh and
Frankincense**



**Let the Whole
World Know**

Adore Him



oh come
let us
adore
HIM

Good News



Zechariah

Luke 1:11-13

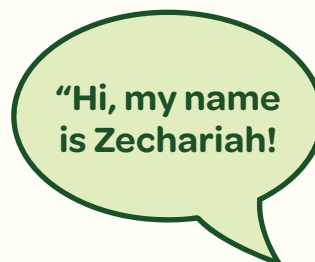
“Then an angel of the Lord appeared to him, standing at the right side of the altar of incense. When Zechariah saw him, he was startled and was gripped with fear. But the angel said to him: “Do not be afraid, Zechariah; your prayer has been heard. Your wife Elizabeth will bear you a son, and you are to call him John.”

For the next 25 days, we are going to talk about different parts of the story of Jesus. Isn't that exciting? Today we are talking about Zechariah! Zechariah and his wife Elizabeth (we will learn more about her tomorrow) were “blameless” before God. Do you know what that means? It means that they didn't do anything wrong. Their hearts were close to God.

However, one day an angel came to Zechariah and told him that he was going to have a son! Wow! Zechariah was really old and didn't believe that at his age he could have a son. Because of his unbelief, God made him mute. Meaning that he couldn't talk until his child was born.

Activity:

Let's try being very quiet for 1 minute. Shhhhh... no talking. Could you imagine being quiet like that for a long time?





Elizabeth

Luke 1:41

“When Elizabeth heard Mary’s greeting, the baby leaped in her womb, and Elizabeth was filled with the Holy Spirit.”

Yesterday we learned about Zechariah. Today, we will learn about Elizabeth, Zechariah’s wife! Elizabeth was also “blameless” before God. Remember what blameless means? Elizabeth was very old and unable to have a baby. However, when the Angel of the lord appeared to Zechariah, she became pregnant and had a little baby in her tummy and she was filled with happiness!

When Elizabeth met with Mary (we will talk about her in a few days!) her baby leaped in her womb. How exciting! That little baby was chosen from God to lead the way for Jesus.

Activity:

Time to leap! Let’s leap for joy and celebrate how God has chosen us for great things! Jump with me!





John the Baptist

Luke 1:57-58

“When it was time for Elizabeth to have her baby, she gave birth to a son. Her neighbors and relatives heard that the Lord had shown her great mercy, and they shared her joy.”

After many many years of not being able to have a baby, God gave Zechariah and Elizabeth a baby boy, and they named him John. They were so happy! John was later known as John the baptist because he helped announce Jesus’s arrival!

Activity:

Let’s roll up a piece of paper into a tube and use it as our “horn” to announce Jesus’s coming!

Materials: 8 ½ x 11 paper, any color!



Day

4

Caesar Augustus

Luke 2:1-4

“In those days, Caesar Augustus issued a decree that a census should be taken of the entire Roman world... And everyone went to their own town to register. So Joseph also went up from the town of Nazareth to Bethlehem, because he belonged to the house and line of David.”

Today, we are going to talk about Cesar Augustus. Cesar Augustus was the ruler when Jesus was born. A ruler is someone who is in charge, kind of like a president. The Gospel of Luke tells us that Caesar Augustus ordered a census taken of the entire Roman world. A census is a count of people. Because of that, Joseph (we will learn more about him soon) decided to take his wife with him to Bethlehem to register for the census.

Activity:

Let's take a census today! Go around your house and ask everyone you see for their name, birthday and favorite ice cream. If you don't know how to write just yet, you can draw their answers! When you're done... count the number of people you talked to! You just did a census. Just like Caesar Augustus.

“Hi, my name
is Caesar
Augustus!”



Materials: Pen and paper (optional: markers, crayons)



Angel

Luke 1:28

"The angel went to her and said, "Greetings, you who are highly favored! The Lord is with you."

Remember Elizabeth? John the Baptist's mom? Well... she was also Mary's cousin. Mary was highly favored by God & an Angel came to her one day to tell her that she was SO SPECIAL that was going to be the mom of THE SAVIOR... Jesus!

Did you know that YOU ARE highly favored too? That means that Jesus CHOSE YOU!

Activity:

Look in the mirror and say "I am CHOSEN by God. I am FAVORED by God. He has CALLED ME to be His.

Materials: Mirror





Good News

Luke 1:30-31

“But the angel said to her, “Do not be afraid, Mary; you have found favor with God. You will conceive and give birth to a son, and you are to call him Jesus.”

Do your parents read the news? Do they watch it on TV? It’s good to be informed about things and I think it’s even more exciting when an Angel delivers the news. The angel that appeared to Mary told her that she was going to have a baby, and the baby’s name was going to be Jesus!

Activity:

Let’s design a poster! Imagine that you’re living in the time of Jesus and you want to let your friends and family know that Mary is going to have a baby and that baby’s name is Jesus. How would you announce it using some markers, crayons and the space on the next page?

Materials: Markers and crayons







Mary

Luke 1:38

"I am the Lord's servant," Mary answered. "May your word to me be fulfilled."

Mary was THRILLED that God had chosen her to carry baby Jesus in her tummy! She was so excited that she wrote a song in praise to God.

Activity:

Let's make up a song together! If you have instruments, pull them out, if not a wooden spoon and a pot will do! Let's sing.

Materials: Any instruments you have or a pot and wooden spoon





Joseph

Matthew 1:20

“...’ Joseph, son of David, do not be afraid to take Mary home as your wife, because what is conceived in her is from the Holy Spirit.”

Close your eyes and imagine Joseph’s face when an Angel came to him to tell him and Mary would have the King of peace be born as their son here on earth! What would you have done? Would you have been scared? Would you have jumped for joy? Joseph’s faith in God was great!

Activity:

Joseph was a carpenter. Carpenters work with wood to make items like tables, chairs, and even houses! Time to pull out your markers and crayons and draw what toy you think Joseph built for baby Jesus.

Materials: Crayons and markers





Donkey

Luke 2:5

"He went there to be registered with Mary, who had been promised to him in marriage and was pregnant."

Can you imagine traveling by donkey? Mary and Joseph had to travel many many miles to get to Bethlehem with Jesus inside of Mary's tummy. I am sure that they were very tired from the long journey but Jesus kept them safe the entire time.


Activity:

Color in the donkey on the next page and give the donkey a name. I'm sure that Mary and Joseph also named their donkey.

Materials: Crayons and markers



My Donkey's Name





Bethlehem

Matthew 2:5


“In Bethlehem in Judea,” they replied. “This is what the prophet has written.”

Bethlehem is known as the place where Jesus was born. There are many Christmas songs and stories that talk about the peace that must have been felt in Bethlehem the night that Jesus was born. Can you imagine?

Activity:

Sing “Oh Little Town of Bethlehem” together. Just write “Oh Little Town of Bethlehem Karaoke” on your search engine and choose from one of the video options and sing out loud!

Materials: Access to the internet





Inn

Luke 2:7


“and she gave birth to her firstborn, a son. She wrapped him in cloths and placed him in a manger, because there was no guest room available for them.”

When Joseph and Mary got to Bethlehem, they went around looking for a place to stay. Sadly, everywhere they looked was already full! Joseph and Mary were probably really tired from their journey to Bethlehem but there was no room for them. Oh no! Tomorrow we will learn more about where they were able to stay.

Activity:

Using toilet paper rolls, cut them into different sizes and make little inns! Color in windows and doors and line them up to look like a village or town.

Materials: Toilet paper tubes, markers, pens, and scissors





Stable


Luke 2:7

“and she gave birth to her firstborn, a son. She wrapped him in cloths and placed him in a manger, because there was no guest room available for them.”

Since all the inns in Bethlehem were full, the only place left for them to stay was a small stable. A stable is a building that is made for keeping horses. Doesn't sound very comfortable, right? Maybe it wasn't, but I'm sure that Mary and Joseph tried to make it as comfortable as possible for them and baby Jesus!

Activity:

What noises do you think could be heard at the stable? Make some noises and have the people around you guess what noise you're making!



Day
13

Shepherds

Luke 2:9

“An angel of the Lord appeared to them. And the glory of the Lord shone around them. They were terrified.”



In fields nearby where Jesus was born, an Angel appeared to some shepherds while they were watching their sheep. At first they were so scared! However, after the Lord told them to not be scared, they heard the angel tell them good news that would instead bring them joy!

Activity:

Our activity for today, we will finish tomorrow. We are going to make some sheep. Using the outline of the sheep on the next page, cut it out and fill it in using glue and some cotton balls. If you want, you can draw in the sheep's eyes.

Materials: Glue, cotton balls, googly eyes (optional), markers (optional)







Sheep

Luke 2:8


“And there were shepherds living out in the fields nearby, keeping watch over their flocks at night.”

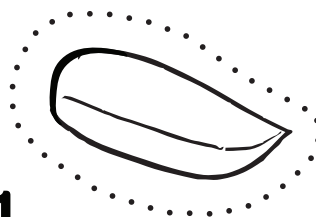

Just as excited as the shepherds were to see the angel and be part of such a wonderful moment, I’m sure the sheep were excited too! They get to see the savior of the world before their very eyes! What do you think they sounded like?

Activity:

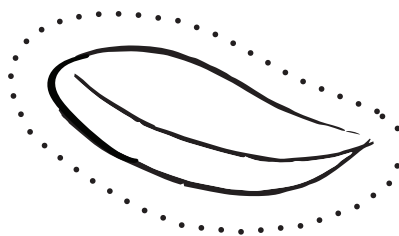
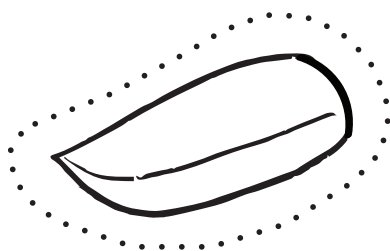
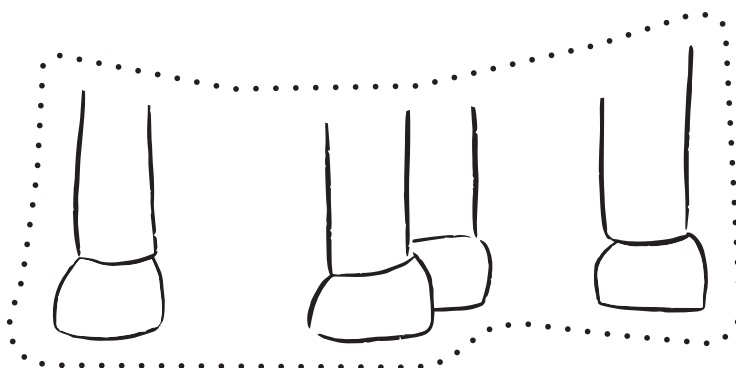
Let’s finish up the sheep! The sheep needs little legs and ears. Using the outlines on the next page, cut out the ears and legs and color them in! Then, attach them to the sheep to complete your masterpiece!

Materials: Scissors and markers

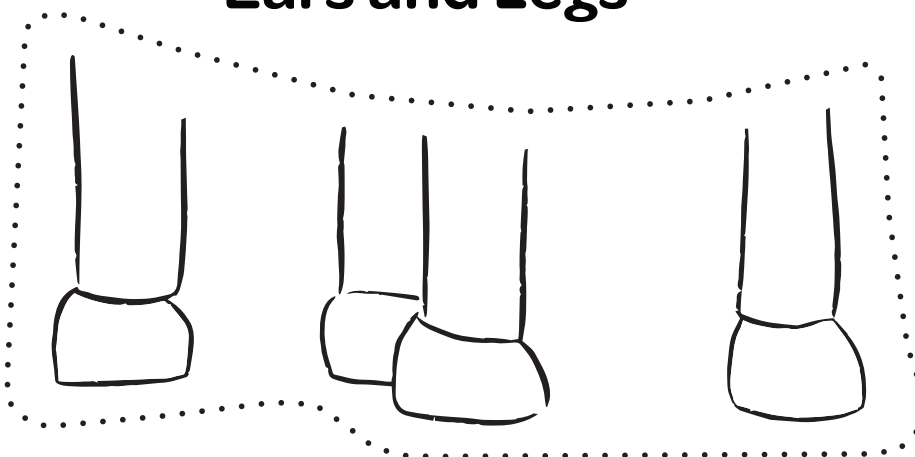




Sheep #1
Ears and Legs



Sheep #2
Ears and Legs





Let the Whole World Know

Luke 2:17-18

“When they had seen him, they spread the word concerning what had been told to them about this child, and all who heard it were amazed at what the shepherds said to them.”

Have you ever been given exciting news? Isn't it just so hard to keep it to yourself? I always just want to shout it from the mountain tops and wiggle until everyone knows. What about you?


Activity:

Let's color the world! As you color the different areas of the globe, can you name all the places you've been to or would like to go to share the good news of Jesus?

Materials: Crayons and markers



Let the whole



World know!



Star

Matthew 2:10


"When they saw the star, they rejoiced with exceeding great joy."

Sometimes God uses the people around us to speak to us. However, sometimes he uses THINGS around us to send us a message too! It could be birds singing in the sky, or the sound of rain on your roof, or even the bark of a puppy. In the time of Jesus, God used a STAR to announce where the King of the world would be. How cool is that?

Activity:

Turn off all your lights, and just turn on your flashlight. Isn't that super bright? That's how bright the star was... actually, it was probably even brighter! Would you have followed the star?

Materials: Flashlight (you can use your phone too!)





Manger

Luke 2:12

“This will be a sign to you: You will find a baby wrapped in cloths and lying in a manger.”

Have you ever seen horses eating? If so, you have probably seen them eating out of a manger. A manger is a long open box that horses and cows eat from. That’s where Jesus was lying when he was born! He didn’t have a cute bassinet, crib or bed. He was born in a manger.

Activity:

Let’s make our own manger! Using the sticks you have and some glue, let’s create a manger and imagine baby Jesus on it!

Materials: Popsicle sticks and glue (You can use pick-up sticks too!)



Day
18

Animals

Luke 2:16

“And they came with haste, and found Mary, and Joseph, and the babe lying in a manger.”



We can't be too sure of all the animals present when Jesus was born, but we can guess. I think that there were horses and cows and they loaned Jesus the manger for sleeping. I also think there were sheep “baaaaing” all night long in excitement. What about dogs and cats? What animals do you think were around when Jesus was born?

Activity:

Using finger paint or markers, color in the sheet of animals in the next page. You can even draw in more animals if you think there were others.

Materials: Fingerpaint and/or markers







Baby Jesus

Luke 2:16

"And they came with haste, and found Mary, and Joseph, and the babe lying in a manger."

How cool that the King of kings, the Great I AM, the beginning and the end, was born into our world so He could be an example to us. It must have been such a beautiful moment.

Activity:

Close your eyes and imagine Joseph, Mary and BABY JESUS! What else do you see in your imagination? What could you smell?





Adore Him

Luke 2:14

“Glory to God in the highest heaven, and on earth peace to those on whom his favor rests.”

During Christmas time, we hear many people talk about taking time to “Adore” the newborn king. Many songs say that too! Do you know that to “Adore” something or someone, means to LOVE and RESPECT deeply?

It is so cool that we get to LOVE and show RESPECT to Jesus just like the shepherds did when baby Jesus was born. I truly believe the animals “Adored” Jesus too!

Activity:

Let’s listen to a Christmas song and color the next page together!

Materials: Crayons, colored pencils and markers





Oh come
let us
adore

HEM





Wise Men

Matthew 2:1-2


"Jesus was born in Bethlehem in Judea. This happened while Herod was king of Judea. After Jesus' birth, Wise Men from the east came to Jerusalem. They asked, "Where is the child who has been born to be king of the Jews? We saw his star when it rose. Now we have come to worship him."

Three Magi, also known as Wise Men also came to visit and Adore Jesus! Remember the star we studied on Day 16? The Wise Men also saw that star and followed it so that they could find Jesus and worship Him. When they came to Jesus, they brought Him gifts!

Activity:

Let's make our very own wrapping paper.
Grab three sheets of paper. Pick one or two shapes and draw them over and over again on a sheet of paper until you fill up the paper! Be creative. We will use this on Christmas day!

Materials: Crayons, markers, and a blank sheet of paper





Gold

Matthew 2:11

“The Wise Men went to the house. There they saw the child with his mother Mary. They bowed down and worshiped him. Then they opened their treasures. They gave him gold, frankincense and myrrh.”

When the Wise Men went to visit Jesus, they didn’t get there empty handed. Instead, they brought THREE gifts to Jesus! They brought him Gold, Frankincense and Myrrh to express how excited they were.

Today we are going to talk about GOLD. Gold is a precious metal that is usually yellow or yellow-brown in color. It’s used in jewelry, decorations, and sometimes even paint! Gold is very expensive. I think the Wise Men brought gold because they only wanted to bring the very best for the King, baby Jesus!

Activity:

Let’s go outside and find three rocks. Today we are going to paint the rock the color gold, similar to one of the gifts that the Wise Men took to Jesus. (Adults: You can find the rocks for the children ahead of time if you wish.)

Materials: Rocks, paint brushes, gold paint. Optional: paper under the rock to not get paint on surface area.



Day
23

Frankincense

Matthew 2:11

“The Wise Men went to the house. There they saw the child with his mother Mary. They bowed down and worshiped him. Then they opened their treasures. They gave him gold, frankincense and myrrh.”

Yesterday we talked about how the Wise Men took three gifts to Jesus. Do you remember what we talked about yesterday? Gold! That’s right! Today, we are talking about Frankincense.

Frankincense is “gummy” like and found on an African tree. People usually burn it for the great smell! Just like we burn candles. Back in the time when baby Jesus was born, people used it as an offering, just like the Wise Men did! It was a symbol of holiness and righteousness.

Activity:

It’s time to paint the next rock. Frankincense is a little orange in color. Will you paint the rock to look like frankincense?

Materials: Rock, paint brushes, orange and white paint. Optional: paper under the rock to not get paint on surface area.





Myrrh

Matthew 2:11

“The Wise Men went to the house. There they saw the child with his mother Mary. They bowed down and worshiped him. Then they opened their treasures. They gave him gold, frankincense and myrrh.”


Yesterday and the day before we talked about how the Wise Men took three gifts to Jesus. Do you remember the last two we talked about? Yup! Gold and Frankincense. Today, we are talking about Myrrh.

Myrrh is also found in trees like frankincense and it smells delicious. What are your favorite smells? Myrrh was used as holy anointing by high priests and kings, so it makes sense that the Wise Men would bring myrrh to Jesus, the king of kings! I’m sure that Mary and Joseph felt very special when they received the gifts from the wise men, but even more special when they remembered that God chose them to be the earthly parents of Jesus.

Activity:

It’s time to paint the last rock. Myrrh is brown and orange. Will you paint the rock to look like myrrh? As you paint the last rock, think about all the gifts that God has given you. Your family, food on the table, what else can you think of?

Materials: Rock, paint brushes, brown and orange paint.
Optional: paper under the rock to not get paint on surface area.





Happy Birthday, Jesus!

It's so exciting to know that Jesus decided to be born on this earth, in a small, likely-dusty manger just so we can live with him forever one day! Thank you, Jesus!


Activity:

Today, we get to give Jesus some gifts. How fun! First, let's wrap up our "gold, frankincense and myrrh" using the wrapping paper we made ourselves. Then, it's time to give Jesus the gift he really wants, it's been on HIS birthday list since the day you were born... your heart! Cut out the heart on the next page, write your name on it, hang it up where you can see it and say this prayer out loud:

**"Dear Jesus, Happy Birthday!
Thank you for giving up everything for me.
Today, I want to give you my heart!"**



Merry Christmas!



Prepared by the North American Division Children's Ministries Department
©2021 North American Division Corporation of Seventh-day Adventists

Written by: Katherine Britton Guerra
Illustrations: Nicol Belvedere
Design & Layout: Paola Sorto



CHILDREN'S MINISTRIES

Seventh-day Adventist Church
NORTH AMERICAN DIVISION